



Impaired Driving Prevention



Intersection Safety



Lane Departure Prevention



Motorcycle Safety



Occupant Protection



Pedestrian Safety



Young Driver Safety

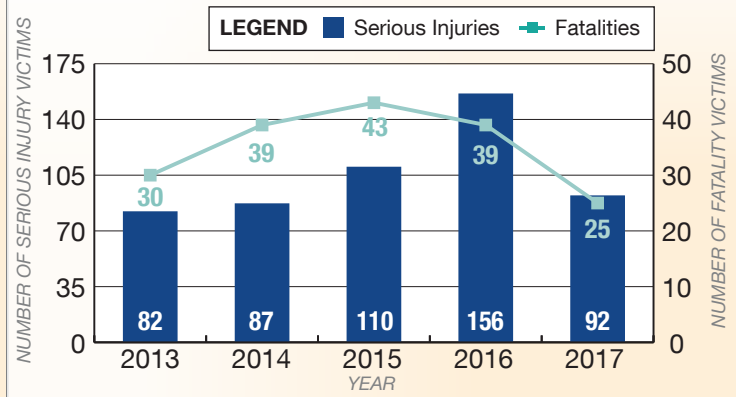


NEVADA'S YOUNG DRIVER PROBLEM

Between 2013 and 2017, 176 people lost their lives and 527 were seriously injured in young driver crashes on Nevada roadways.

The goal of the Nevada Strategic Highway Safety Plan (SHSP) is to reach zero fatalities. This fact sheet provides information on who was involved in fatal and serious injury young driver crashes, where and when these crashes occurred, and why they happened. It also outlines critical strategies and action steps to reduce young driver crashes in efforts to reach our goal of zero fatalities.

Serious Injury and Fatality Victims (2013 – 2017)



WHO?

Young men ages 16-20 comprise the largest number of victims of young driver serious injury and fatal crashes from 2013 to 2017.

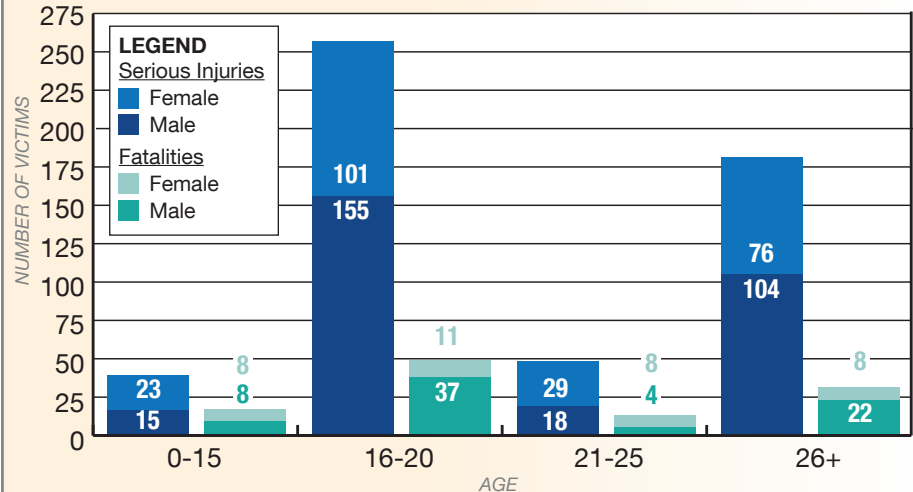
WHERE?

Between 2013 and 2017, 63% of young driver serious injury and fatal crashes occurred in **Clark County**.



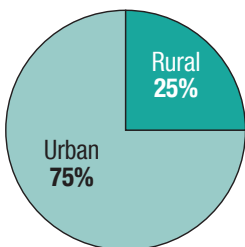
Eighty percent of serious injuries and 75% of fatalities occurred on urban roadways.

Age/Gender Breakdown of Crash Victims (2013 – 2017)

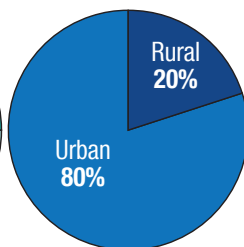


Crash Locations (2013 – 2017)

Fatalities



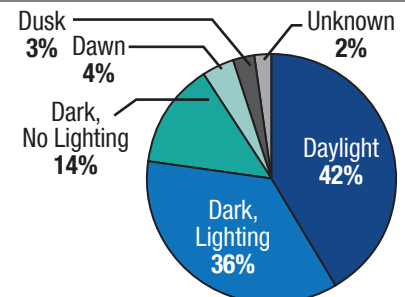
Serious Injuries



WHY?

Nearly half of young driver serious injury and fatal crashes from 2013 to 2017 occurred during daylight hours.

Lighting Conditions (2013 – 2017)

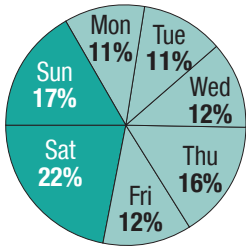


WHEN?

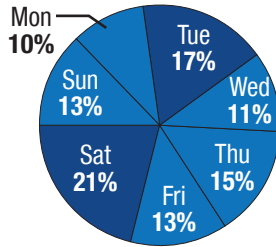
From 2013 to 2017, young driver serious injuries occurred most frequently on Saturdays and Tuesdays. Fatalities occurred most frequently on the weekends, totaling 39% of all crashes. Crashes occurred most frequently between the hours of 3:00 PM to 11:59 PM.

Day of Crash Occurrences (2013 – 2017)

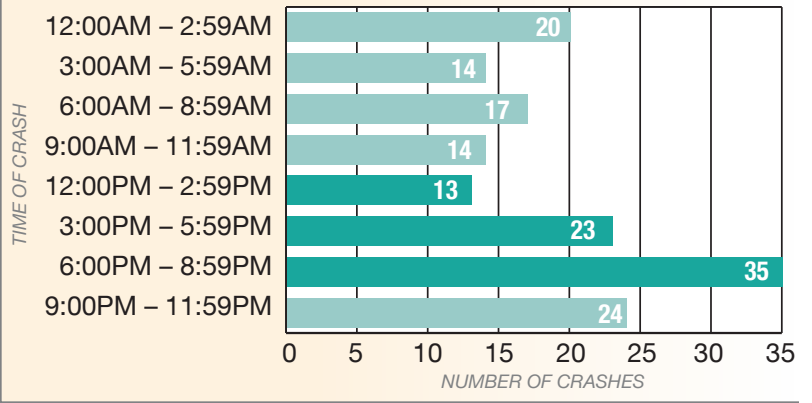
Fatalities



Serious Injuries

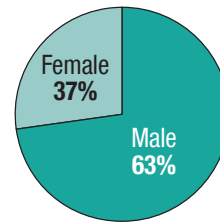


Fatal Crashes by 3-Hour Range (2013 – 2017)

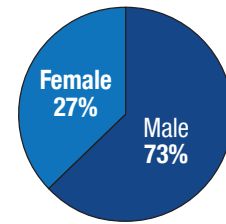


Crash Occurrences by Gender (2013 – 2017)

Fatalities



Serious Injuries



HOW DO WE REACH OUR GOAL OF ZERO FATALITIES?

CRITICAL STRATEGIES TO REDUCE YOUNG DRIVER CRASHES

The Nevada SHSP identified several strategies and action steps to reduce young driver serious injuries and fatalities.

Improve driver education by standardizing curriculum

- » Participate in National Highway Traffic Safety Administration (NHTSA) review of curriculum.
- » Participate in Association of National Stakeholders in Traffic Safety Education (ANSTSE) review of driver exam.

Provide legislative support for no cell phone use during GDL

- » Develop a summary of other states' best practices.

Engage young drivers

- » Develop a Youth Subcommittee.
- » Seek input on curriculum, teaching techniques, and outreach.