

# Traffic Records Coordinating Committee Meeting Summary (DRAFT)

Date: Tuesday, March 18, 2025 | Time: 10:00 AM – 11:30 AM

## Attendees

- See **Attachment A** for the sign-in sheet.

## Discussion Topics:

### 1. Welcome and Introductions (10:00 am – 10:05 am)

- Meeting Purpose
- Roll Call (See Attachment

Kevin  
Anabel  
Kevin

### 2. Notes from Last Quarterly Meeting (10:05 am – 10:10 am)

- *The notes from the December 10, 2024, quarterly meeting were reviewed (**Attachment B**). There were no questions or comments from attendees. This meeting had lower attendance.*

### 3. Data Update (10:10 am – 10:15 am)

- Monthly Fatality Data Anabel
  - *Monthly Crash Report formatting has been updated, and a 10-year historical crash comparison has been added. This new section will be updated at the end of each year rather than monthly.*
  - *In February, there were 71 fatalities year to date, a 17% increase from last year. These fatalities include 19 pedestrians and 12 unrestrained motorists, with the top contributing factors being impairment and speeding.*
  - See **Attachment C** for the Monthly Fatal Crash Report.
- Crash Data Collection and Database Update Monica/Jon
  - *A new Traffic Safety Map is published with all known fatal and serious injury crashes from 2019 to 2023. The new map includes an attribute table that contains each crash and its associated data. NDOT will add 2024 data once the dataset is completed.*
  - *The old web map with all severity crash types became too cumbersome and is no longer available. Any requests for a complete crash dataset need to be sent to NDOT.*
  - *NDOT will eventually incorporate CEA alignment data into the new map.*

### 4. Enforcement Mobile (Brazos) Working Group Update (10:15 am – 10:20 am) Kevin

- MMUCC 6 Alignment Update
  - *Tyler Technologies has improved its support ticket responses.*
  - *Most agencies have reached 90% alignment in geolocating data. No internet access is still a hindrance in some rural areas.*
  - *The first MMUCC 6 meeting was in February, and the next meeting is scheduled for April.*
  - *Tyler Technologies has hired a new data quality analyst. The new analyst will be helping to address and validate available data.*
  - *The next enforcement meeting is tentatively scheduled for June.*

## 5. 2024 TRCC Funded Studies (10:20 am – 11:00 am)

- UNLV Nevada Road Users Linked Database **Dr. Antolin**
  - *This grant links multiple datasets to identify and evaluate risk factors to improve road safety.*
  - *The project team manages five datasets, including: Standalone Non-Adjudicated Citations Database 2018 – 2021, Standalone Nevada Crash Database, Individual Trauma Center Data (4 centers), Nevada Trauma Registry Database 2019 – 2023, and DUI Toxicology.*
  - *Other databases being worked with include Crash-Linked Trauma Database 2005 – 2017 and Citation Data Elements 2018 – 2021. Additional efforts to acquire additional datasets from the DMV, EMS, and Judicial have occurred.*
  - *The database structure is being continuously updated to improve processing ability while ensuring security, and the team is working to standardize language use and definitions across databases.*
  - *See the attached PowerPoint (**Attachment D**) for more information.*
  
- UNLV Statistical Transparency of Policing (STOP) Data Collection **Dr. Mavegam**
  - *The goal of this study is to implement statistical transparency of policy programs in NV (Senate Bill [SB] 236), which requires all law enforcement agencies to develop a standardized method for reporting traffic stop information.*
  - *The Council of State Governments and the University of Connecticut are getting involved in Objective 3. The December 2025 report will include advanced analysis.*
  - *SB85, regarding the direct reporting of traffic stop data to the legislature, was presented in January 2025, and the STOP team proposed modifications in tandem with the UNLV Department of Government and Community Engagement in February 2025. As of March 2025, the legislature has not acted on the proposed legislation.*
  - *Next steps for the project include:*
    - *Finalize the 2024 Data Audit*
    - *Conduct advanced statistical analysis*
    - *Complete the beta-version of the traffic stop data dashboard.*
  
- UNLV Study on Adjudication of Citations and Enforcement **Dr. Nambisan**
  - *This study aims to enhance public safety by understanding the citation-to-adjudication landscape and identifying which stakeholders should be involved in this project.*
  - *Concerns in Nevada include repeat offenders due to minimal consequences that lead to an increase in repeat violations; disconnects at various levels of law enforcement and the judicial system; and public apathy (not enough public awareness or intervention).*
  - *Key insights presented from the case study analysis included:*
    - *Central database for unified data management*
    - *Create accessible information systems for stakeholders*
    - *Emphasis on road safety to guide policy and operations*
    - *Strong security protocols*
    - *Use of analytics and visual communication tools*

- *Partnership between government, academia, and the private sector to drive innovation*
- *Next steps for the study include the formation of an advisory committee and process mapping.*
- *See the attached PowerPoint (**Attachment E**) for more details.*

**6. Action Item Review Matrix (11:00 am – 11:10 am)**

**Anabel**

- *Strategy 1 - Item 1.2: Working to document Tyler Technology’s data quality processes.*
- *Strategy 2 – Item 2.5: Data quality analyst position has been filled.*
- *Strategy 3: Focusing on coordination efforts with the various agencies, with special focus on the DMV. Multiple agencies have expressed a desire/need to cultivate relationships with the DMV.*
- *Strategy 4: No updates to report.*
- *Strategy 5: Obtaining adjudication data has proven challenging, with judges currently representing the primary obstacle to access.*
- *Strategy 6 – Item 6.2: EMS data has been requested; data import has been completed; aiming to link the trauma database in Summer 2025.*
- *See **Attachment F** for the Action Item Review Matrix.*

**7. Open Discussion (11:10 am – 11:25 am)**

**Kevin**

- *There were no questions or comments at this time.*

**8. Upcoming Meetings (11:25 am – 11:30 am)**

**Anabel**

- *Enforcement Mobile Working Group Meeting – June 5, 2025*
- *Next TRCC Meeting – June 10, 2025*
  - *TRCC is working on getting additional guest speakers.*

**Attachment:**

A – Attendee List

B – Monthly Fatal Crash Report

C – Meeting Summary (December 10, 2024)

D – UNLV Nevada Road Users Linked Database Presentation

E – UNLV Study on Adjudication of Citation and Enforcement Presentation

F – Action Item Review Matrix

First Name	Last Name	Agency/Organization
Adam	Anderson	Nevada Office of Traffic Safety
Noehealani	Antolin	Kirk Kerkorian School of Medicine at UNLV
Mike	Colety	Kimley-Horn
Delora (Dee)	Early	Department of Motor Vehicles
Monica	Emmerich-Choi	Nevada Department of Transportation
Mohammad	Farhan	RTCSNV
Pat	Gallagher	Parsons-NVTIM
Brenda	Hahn	NHTSA Region 8
Anabel	Hernandez	Kimley-Horn
Kevin	Honea	Nevada Highway Patrol
Carrie	Krupp	Nevada Office of Traffic Safety
Bertille	Mavegam Tango	Kirk Kerkorian School of Medicine at UNLV
Johnean	Morrison	Nevada Office of Traffic Safety
Shashi	Nambisan	University of Nevada, Las Vegas
Karl	Nieberlein	Tyler Technologies
Anita	Pepper	Nevada Office of Traffic Safety
Bill	Porter	Kirk Kerkorian School of Medicine at UNLV
Ana	Reyes	Kirk Kerkorian School of Medicine at UNLV
Jodi	Swirczek	Nevada Department of Transportation
Charity	Thompson	Kimley-Horn
Kevin	Tice	Nevada Office of Traffic Safety

# NEVADA STATEWIDE MONTHLY FATAL REPORT



**Zero Fatalities**  
Lives are on the Line

Date of Report: 3/5/2025

Current Reporting Period: January 1, 2025 - February 28, 2025

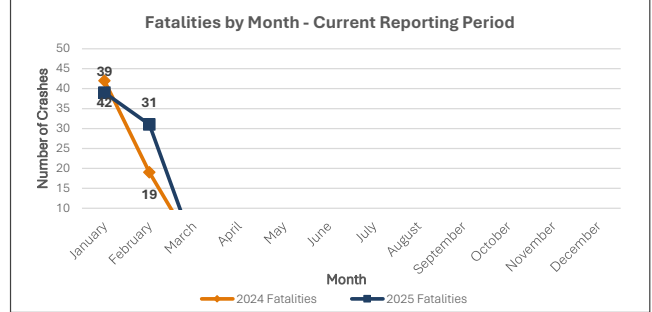
This report is compiled by the Office of Traffic Safety and includes detailed statistics on traffic fatalities in Nevada. The report breaks crash data down by behavior, county, and year-over-year changes, and includes monthly data, year-to-date data, and previous year data. The report aims to provide accurate data to help improve road safety and inform policy decisions while ensuring compliance with federal reporting requirements set by the National Highway Traffic Safety Administration (NHTSA).

[For more detailed information on traffic fatalities and the behaviors causing them, please refer to the Nevada Fatal Crash Dashboard.](#)


Data as of: February 28, 2025

## Crash Comparison by Month - Current Reporting Period

<p>2025 Fatal Crashes During Current Reporting Period</p> <p><b>69</b></p> <p>23.21% % Change from 2024</p>	<p>2025 Fatalities During Current Reporting Period</p> <p><b>71</b></p> <p>16.39% % Change from 2024</p>
---	--



Month	2024 Fatal Crashes	2025 Fatal Crashes	% Change	2024 Fatalities	2025 Fatalities	% Change
January	39	39	0.00%	42	40	-4.76%
February	17	30	76.47%	19	31	63.16%
March	0	0	0.00%	0	0	0.00%
April	0	0	0.00%	0	0	0.00%
May	0	0	0.00%	0	0	0.00%
June	0	0	0.00%	0	0	0.00%
July	0	0	0.00%	0	0	0.00%
August	0	0	0.00%	0	0	0.00%
September	0	0	0.00%	0	0	0.00%
October	0	0	0.00%	0	0	0.00%
November	0	0	0.00%	0	0	0.00%
December	0	0	0.00%	0	0	0.00%
<b>Reporting Period Total</b>	<b>56</b>	<b>69</b>	<b>23.21%</b>	<b>61</b>	<b>71</b>	<b>16.39%</b>
<b>Year End Total</b>	<b>56</b>	<b>69</b>		<b>61</b>	<b>71</b>	



## Crash Comparison by County - Current Reporting Period

County	2024 Fatal Crashes	2025 Fatal Crashes	% Change	2024 Fatalities	2025 Fatalities	% Change	2024 Vehicle Occupants	2025 Vehicle Occupants	% Change	2024 Unrestrained	2025 Unrestrained	% Change
Clark	45	46	2.22%	50	47	-6.00%	14	16	14.29%	5	8	60.00%
Washoe	6	11	83.33%	6	11	83.33%	2	7	250.00%	1	1	0.00%
Lyon	1	4	300.00%	1	5	400.00%	0	4	400.00%	0	0	0.00%
Carson City	1	1	0.00%	1	1	0.00%	0	1	100.00%	0	1	100.00%
Nye	1	0	-100.00%	1	0	-100.00%	1	0	-100.00%	0	0	0.00%
Elko	1	1	0.00%	1	1	0.00%	1	1	0.00%	0	0	0.00%
Douglas	0	0	0.00%	0	0	0.00%	0	0	0.00%	0	0	0.00%
Churchill	0	1	100.00%	0	1	100.00%	0	1	100.00%	0	0	0.00%
Humboldt	1	0	-100.00%	1	0	-100.00%	1	0	-100.00%	0	0	0.00%
White Pine	0	1	100.00%	0	1	100.00%	0	0	0.00%	0	0	0.00%
Pershing	0	2	200.00%	0	2	200.00%	0	2	200.00%	0	1	100.00%
Lander	0	0	0.00%	0	0	0.00%	0	0	0.00%	0	0	0.00%
Mineral	0	0	0.00%	0	0	0.00%	0	0	0.00%	0	0	0.00%
Lincoln	0	0	0.00%	0	0	0.00%	0	0	0.00%	0	0	0.00%
Storey	0	0	0.00%	0	0	0.00%	0	0	0.00%	0	0	0.00%
Eureka	0	1	100.00%	0	1	100.00%	0	1	100.00%	0	1	100.00%
Esmeralda	0	0	0.00%	0	0	0.00%	0	0	0.00%	0	0	0.00%
<b>Reporting Period Total</b>	<b>56</b>	<b>68</b>	<b>21.43%</b>	<b>61</b>	<b>70</b>	<b>14.75%</b>	<b>19</b>	<b>33</b>	<b>73.68%</b>	<b>6</b>	<b>12</b>	<b>100.00%</b>
<b>Year End Total</b>	<b>56</b>	<b>68</b>		<b>61</b>	<b>70</b>		<b>19</b>	<b>33</b>		<b>6</b>	<b>12</b>	

# NEVADA STATEWIDE MONTHLY FATAL REPORT



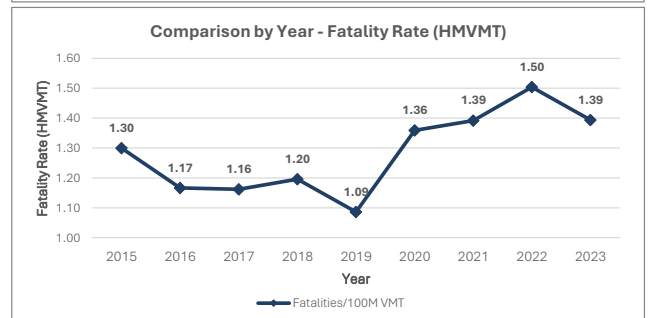
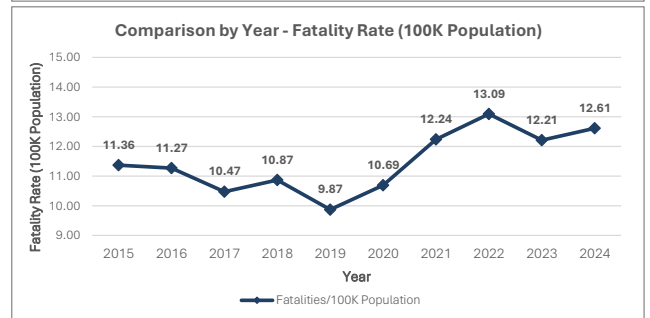
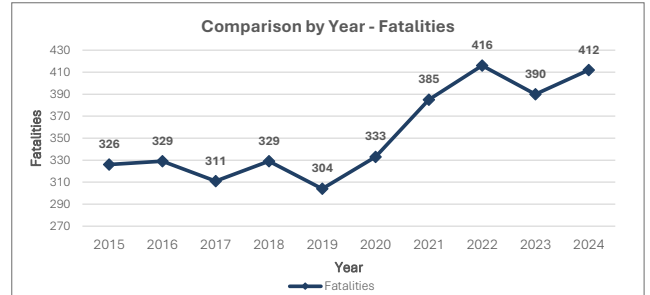
**Zero Fatalities**  
Lives are on the Line

## Vulnerable Road User and Motorcyclist Fatalities - Current Reporting Period

County	2024 Pedestrian	2025 Pedestrian	% Change	2024 Bicycle	2025 Bicycle	% Change	2024 Motorcycle	2025 Motorcycle	% Change	2024 Other Scooter, Moped, ATV	2025 Other Scooter, Moped, ATV	% Change
Clark	23	16	-30.43%	1	5	400.00%	10	10	0.00%	2	0	-100.00%
Washoe	2	3	300.00%	0	0	0.00%	2	1	-50.00%	0	0	0.00%
Lyon	1	0	0.00%	0	0	0.00%	0	1	100.00%	0	0	0.00%
Carson City	1	0	0.00%	0	0	0.00%	0	0	0.00%	0	0	0.00%
Nye	0	0	0.00%	0	0	0.00%	0	0	0.00%	0	0	0.00%
Elko	0	0	0.00%	0	0	0.00%	0	0	0.00%	0	0	0.00%
Douglas	0	0	0.00%	0	0	0.00%	0	0	0.00%	0	0	0.00%
Churchill	0	0	0.00%	0	0	0.00%	0	0	0.00%	0	0	0.00%
Humboldt	0	0	0.00%	0	0	0.00%	0	0	0.00%	0	0	0.00%
White Pine	0	0	0.00%	0	0	0.00%	0	1	100.00%	0	0	0.00%
Pershing	0	0	0.00%	0	0	0.00%	0	0	0.00%	0	0	0.00%
Lander	0	0	0.00%	0	0	0.00%	0	0	0.00%	0	0	0.00%
Mineral	0	0	0.00%	0	0	0.00%	0	0	0.00%	0	0	0.00%
Lincoln	0	0	0.00%	0	0	0.00%	0	0	0.00%	0	0	0.00%
Storey	0	0	0.00%	0	0	0.00%	0	0	0.00%	0	0	0.00%
Eureka	0	0	0.00%	0	0	0.00%	0	0	0.00%	0	0	0.00%
Esmeralda	0	0	0.00%	0	0	0.00%	0	0	0.00%	0	0	0.00%
<b>Reporting Period Total</b>	<b>27</b>	<b>19</b>	<b>-17.39%</b>	<b>1</b>	<b>5</b>	<b>400.00%</b>	<b>12</b>	<b>13</b>	<b>8.33%</b>	<b>2</b>	<b>0</b>	<b>-100.00%</b>
<b>Year End Total</b>	<b>27</b>	<b>19</b>		<b>1</b>	<b>5</b>		<b>12</b>	<b>13</b>		<b>2</b>	<b>0</b>	

## 10-Year Historical Crash Comparison

Year	Fatalities	Serious Injuries	Population	HMVMT
2015	326	1,333	2,868,531	250,789
2016	329	1,267	2,919,555	282,141
2017	311	1,086	2,969,900	267,641
2018	329	893	3,027,300	275,103
2019	304	982	3,080,200	279,938
2020	333	964	3,115,840	245,055
2021	385	1,097	3,146,632	276,617
2022	416	1,130	3,177,421	276,617
2023	390	1,176	3,194,176	279,845
2024	412	N/A	3,267,467	0.000
<b>10-Year Total</b>	<b>3,535</b>	<b>9,928</b>		
<b>10-Year Average</b>	<b>353.5</b>	<b>1,103.1</b>		



**DISCLAIMER: THIS REPORT IS A POINT IN TIME COMPARISON. THIS DATA DOES NOT INCLUDE DATA FIELDS MARKED BY THE OFFICER AS UNKNOWN. 2024 DATA IS PRELIMINARY AND DOES NOT NECESSARILY INCLUDE FINAL REPORTS (FORM 5, CORONER, AND/OR TOXICOLOGY). 2024 DATA IS NOT FINAL UNTIL FARS RELEASE IN 2026. 2025 DATA IS NOT FINAL UNTIL FARS RELEASE IN 2027. 2024 VMT DATA IS NOT AVAILABLE UNTIL 2025. NOTE: THE MONTHLY REPORT WILL BE DISTRIBUTED BY THE 7TH OF EACH MONTH.**

### KEY

- Fatalities:** Total number of reported deaths (vehicle occupants, pedestrian, motorcyclist, bicyclist, and other).
- Vehicle Occupants:** Driver and occupant fatalities in a motor vehicle.
- Vehicle Unrestrained:** Driver and occupant fatalities in a motor vehicle unrestrained.
- Pedestrian:** Any person on foot, on a personal conveyance, or in a building.
- Bicyclist:** A person on an other road vehicle that can be propelled by pedaling (bicycle, tricycle, unicycle, pedal car, electric bike).
- Motorcyclist:** A person riding any motor vehicle that has a seat or saddle for the use of its operator and is designed to travel on not more than three wheels in contact with the ground.
- Other:** A person on a scooter, moped, ATV, or other motorized vehicle not captured above on a roadway.
- 100 Million Vehicle Miles Traveled (HMVMT):** The total distance driven by all vehicles statewide, scaled to units of 100 million miles.

### SOURCES

State Fatal Crash, Office of Traffic Safety  
Population Data, United States Census Bureau

# NEVADA STATEWIDE MONTHLY FATAL REPORT



**Zero Fatalities**  
*Lives are on the Line*

VMT Data, NDOT

# Traffic Records Coordinating Committee Meeting Summary (DRAFT)

Date: Tuesday, December 10, 2024 | Time: 10:00 AM – 11:30 AM

Dial-In/Online: 984-204-1608 | [Click here to join online](#) | Code: 226 173 122 639#

## Attendance:

- Noehealani Bareng-Antolin, Ph.D., UNLV
- Jon Boether, NDOT
- Tim Burrows, Kimley-Horn
- Matthew Cambron, DPS
- Mike Colety, Kimley-Horn
- Delora Early, DMV
- Kiersten Farmer, UNLV
- Mohammad Farhan, RTCSNV
- Amy Davey, DPS
- Kevin Honea, NHP
- Anabel Hernandez, Kimley-Horn
- Carrie Krupp, DPS
- Bertille Mavegam, MD, UNLV
- Justin McDonald, DPS
- Karl Nieberlein, Tyler Technologies
- Sean Robinson, City of Las Vegas
- Ana Reyes
- Adam Anderson, DPS
- Casey Smith, NDOT
- Chris Stream, UNLV
- Shara Thiesen, NDOT
- Lacey Tisler, NDOT
- Kevin Tice, DPS
- Hao Xu, Ph.D., UNR

## Discussion Topics:

### Notes from Last Quarterly Meeting

Kevin

- *The notes from the September 10, 2024, quarterly meeting were reviewed. There were no questions or comments from attendees.*

### 1. Data Update

- Monthly Fatality Data Anabel
- Crash Data Collection and Database Update Shara/Jon
  - *The NDOT crash locator application has been fixed. All 2023 crashes will be geolocated by the end of 2024.*
- Crash Facts Mike

### 2. Safety Summit Recap

Mike

- Overall Summit
  - *The 2024 Safety Summit had record registration and attendance with excellent sessions, presentations, and speakers.*
- Crash and Citation Data Workshop
  - *The workshop was held on Tuesday, November 12th with a variety of crash data-related presentations.*

### 3. Enforcement Mobilization (Brazos) Working Group Update

Kevin

- *MMUCC 6 Alignment committee recruitment is currently underway. Law enforcement agencies interested in participating should coordinate with Kevin.*
- *The kick-off meeting for the MMUCC 6 Alignment will be held in early 2025.*
- *The review of the NHTSA MMUCC 6 Alignment will result in recommendations that will be incorporated into Form 5.*
- *The next Enforcement Mobile meeting is this Thursday, December 12th. The format of the meeting has been revamped to be solutions-focused.*

### 4. 2024 TRCC Funded Studies

- UNLV Statistical Transparency of Policing (STOP) Data Collection Dr. Mavegam
  - *The goal of this study is to implement statistical transparency of policy programs in NV (SB 236), which requires all law enforcement agencies to develop a standardized method for reporting traffic stop information.*
  - *The objective for FY2025 is to generate a second report incorporating 2022 and 2023 data.*
  - *An updated and improved version of the project's public dashboard will be available by the end of September 2025.*
  - *A report and presentation will be completed at the end of 2024.*
- UNLV Study on Adjudication of Citations and Enforcement Dr. Nambisan
  - *The majority of violations have been reduced to parking citations.*
  - *This study aims to enhance public safety by understanding the citation-to-adjudication landscape and identifying which stakeholders should be involved in this project.*
  - *Some gaps that have been identified as part of the research including technical limitations and legal constraints.*
  - *There is potential for justices to overcome legal constraints, but there are issues with privacy/confidentiality and a perceived loss of independence on the side of the judge.*
  - *The next steps for this study include the development of an advisory committee, citation data review, and development of best practices.*
- UNLV Nevada Road Users Linked Database Dr. Antolin
  - *An EMS data request will be made soon.*
  - *98% of the crash and citation data has been imported into the database.*
  - *A goal for 2025 will be to improve the project's website.*

### 5. Action Item Review Matrix

Anabel

- *The action item matrix was reviewed.*

### 6. Open Discussion (11:10 am – 11:25 am)

Shara/Jon

- *NDOT will focus on conducting screening for intersection, corridor, and VRU crashes in the Spring of 2025.*
- *NDOT will post the 2023 crash data on the NDOT crash data website once it is fully geolocated.*

## 7. Upcoming Meetings (11:25 am – 11:30 am)

Anabel

- Enforcement Mobile Working Group Meeting – December 12, 2024
- Next TRCC Meeting – March 11, 2025

### Attachment:

A – Monthly Fatal Crash Report

B – Action Item Review Matrix

C – Meeting Summary (September 10, 2024)

DATE OF REPORT: 11/5/2024

DATA AS OF: 10/31/2024

TO: PUBLIC SAFETY, DIRECTOR NDOT, HIGHWAY SAFETY COORDINATOR, NDOT TRAFFIC ENGINEERING, FHWA, LAW ENFORCEMENT AGENCIES

FROM: THE OFFICE OF TRAFFIC SAFETY, STATE FATAL DATA

PREPARED BY: ADAM ANDERSON, FARS ANALYST

SUBJECT: FATALITIES BY COUNTY, PERSON TYPE, DAY, MONTH, YEAR AND PERCENT CHANGE.

Month	2023 Crashes	2024 Crashes	% Change	Month	2023 Fatals	2024 Fatals	% Change
JAN	25	39	56.00%	JAN	27	42	55.56%
FEB	15	17	13.33%	FEB	17	19	11.76%
MAR	26	34	30.77%	MAR	26	40	53.85%
APR	37	28	-24.32%	APR	40	35	-12.50%
MAY	30	36	20.00%	MAY	33	38	15.15%
JUN	32	33	3.13%	JUN	35	35	0.00%
JUL	32	24	-25.00%	JUL	41	27	-34.15%
AUG	33	27	-18.18%	AUG	36	27	-25.00%
SEP	30	27	-10.00%	SEP	32	30	-6.25%
OCT	35	39	11.43%	OCT	40	42	5.00%
NOV	0	0	0.00%	NOV	0	0	0.00%
DEC	0	0	0.00%	DEC	0	0	0.00%
<b>Reporting Period Total</b>	<b>295</b>	<b>304</b>	<b>3.05%</b>	<b>Reporting Period Total</b>	<b>327</b>	<b>335</b>	<b>2.45%</b>
<b>Year End Total</b>	<b>351</b>			<b>Year End Total</b>	<b>389</b>		

**KNOWN FATAL COMPARISON BETWEEN 2023 AND 2024.**

COUNTY	2023 Crashes	2024 Crashes	% Change	2023 Fatalities	2024 Fatalities	% Change	2023 Occupants	2024 Occupants	% Change	2023 Unrestrained	2024 Unrestrained	% Change
CARSON	5	3	-40.00%	6	4	-33.33%	3	3	0.00%	0	0	0.00%
CHURCHILL	10	0	-100.00%	12	0	-100.00%	9	0	-100.00%	1	0	-100.00%
CLARK	195	217	11.28%	208	239	14.90%	92	94	2.17%	33	31	-6.06%
DOUGLAS	2	1	-50.00%	2	1	-50.00%	2	1	-50.00%	0	0	0.00%
ELKO	5	13	160.00%	5	15	200.00%	4	15	275.00%	3	6	100.00%
ESMERALDA	2	3	50.00%	2	5	150.00%	2	1	-50.00%	0	0	0.00%
EUREKA	0	0	0.00%	0	0	0.00%	0	0	0.00%	0	0	0.00%
HUMBOLDT	3	3	0.00%	4	3	-25.00%	3	2	-33.33%	2	0	-100.00%
LANDER	1	3	200.00%	1	3	200.00%	1	2	100.00%	1	1	0.00%
LINCOLN	3	1	-66.67%	3	1	-66.67%	3	1	-66.67%	1	1	0.00%
LYON	6	8	33.33%	7	9	28.57%	5	8	60.00%	3	2	-33.33%
MINERAL	2	1	-50.00%	3	1	-66.67%	3	1	-66.67%	0	0	0.00%
NYE	16	7	-56.25%	28	7	-75.00%	26	5	-80.77%	4	2	-50.00%
PERSHING	1	4	300.00%	1	4	300.00%	1	4	300.00%	0	1	100.00%
STOREY	0	2	200.00%	0	2	200.00%	0	1	100.00%	0	1	100.00%
WASHOE	42	38	-9.52%	43	41	-4.65%	16	16	0.00%	6	6	0.00%
WHITE PINE	2	0	-100.00%	2	0	-100.00%	2	0	-100.00%	1	0	-100.00%
<b>Reporting Period Total</b>	<b>295</b>	<b>304</b>	<b>3.05%</b>	<b>327</b>	<b>335</b>	<b>2.45%</b>	<b>172</b>	<b>154</b>	<b>-10.47%</b>	<b>55</b>	<b>51</b>	<b>-7.27%</b>
<b>Year End Total</b>	<b>351</b>			<b>389</b>			<b>200</b>			<b>66</b>		

**KNOWN COMPARISON OF FATALITIES BY PERSON TYPE BETWEEN 2023 AND 2024.**

COUNTY	2023 Pedestrian	2024 Pedestrian	% Change	2023 Motorcyclist	2024 Motorcyclist	% Change	2023 Bicyclist	2024 Bicyclist	% Change	2023 Other (Scooter, Moped, ATV)	2024 Other (Scooter, Moped, ATV)	% Change
CARSON	2	1	-50.00%	1	0	-100.00%	0	0	0.00%	0	0	0.00%
CHURCHILL	1	0	-100.00%	2	0	-100.00%	0	0	0.00%	0	0	0.00%
CLARK	64	80	25.00%	45	50	11.11%	7	10	42.86%	4	5	25.00%
DOUGLAS	0	0	0.00%	0	0	0.00%	0	0	0.00%	0	0	0.00%
ELKO	1	0	-100.00%	0	0	0.00%	0	0	0.00%	0	0	0.00%
ESMERALDA	0	0	0.00%	0	4	400.00%	0	0	0.00%	0	0	0.00%
EUREKA	0	0	0.00%	0	0	0.00%	0	0	0.00%	0	0	0.00%
HUMBOLDT	0	1	100.00%	1	0	-100.00%	0	0	0.00%	0	0	0.00%
LANDER	0	0	0.00%	0	1	100.00%	0	0	0.00%	0	0	0.00%
LINCOLN	0	0	0.00%	0	0	0.00%	0	0	0.00%	0	0	0.00%
LYON	1	1	0.00%	1	0	-100.00%	0	0	0.00%	0	0	0.00%
MINERAL	0	0	0.00%	0	0	0.00%	0	0	0.00%	0	0	0.00%
NYE	1	0	-100.00%	1	2	100.00%	0	0	0.00%	0	0	0.00%
PERSHING	0	0	0.00%	0	0	0.00%	0	0	0.00%	0	0	0.00%
STOREY	0	0	0.00%	0	0	0.00%	0	0	0.00%	0	1	100.00%
WASHOE	16	10	-37.50%	7	12	71.43%	4	3	-25.00%	0	0	0.00%
WHITE PINE	0	0	0.00%	0	0	0.00%	0	0	0.00%	0	0	0.00%
<b>Reporting Period Total</b>	<b>86</b>	<b>93</b>	<b>8.14%</b>	<b>58</b>	<b>69</b>	<b>18.97%</b>	<b>11</b>	<b>13</b>	<b>18.18%</b>	<b>4</b>	<b>6</b>	<b>50.00%</b>
<b>Year End Total</b>	<b>109</b>			<b>64</b>			<b>12</b>			<b>4</b>		

**THIS REPORT IS A POINT IN TIME COMPARISON**

THIS DATA DOES NOT INCLUDE DATA FIELDS MARKED BY THE OFFICER AS UNKNOWN.

2023 DATA IS PRELIMINARY AND DOES NOT NECESSARILY INCLUDE FINAL REPORTS (FORM 5, CORONER, AND/OR TOXICOLOGY).

2024 DATA IS NOT FINAL UNTIL THE END OF DECEMBER 2025.

NOTE: The monthly report will be distributed by the 7th of each month.

- Key:**
- Fatalities = Total number of reported fatals (vehicle occupants, pedestrian, motorcyclist, bicyclist, and other).
  - Vehicle Occupants = Driver and occupant fatalities in a motor vehicle.
  - Vehicle Unrestrained = Driver and occupant fatalities in a motor vehicle unrestrained.
  - Pedestrian = Any person on foot, on a personal conveyance, or in a building.
  - Motorcyclist = A person riding any motor vehicle that has a seat or saddle for the use of its operator and is designed to travel on not more than three wheels in contact with the ground.
  - Bicyclist = A person on an other road vehicle that can be propelled by pedaling (bicycle, tricycle, unicycle, pedalcar, electric bike).
  - Other = A person on a scooter, moped, ATV, or other motorized vehicle not captured above on a roadway.

FATALITIES BY COUNTY:



TOTAL LIVES LOST YTD:

**263**  **3%**

UP 3.14% FROM LAST YEAR

TOP CONTRIBUTING FACTORS:  
**IMPAIRMENT & SPEEDING**

**FATALITIES**



PEDESTRIANS

**75**





UNRESTRAINED  
MOTORISTS

**44**






## Key Area: Traffic Records Coordinating Committee (TRCC)

### Critical Emphasis Area: Traffic Records Coordinating Committee (TRCC)



#### Strategy #1: TRCC Management, Strategic Planning, and Data Use and Integration.

No.	Description	Action Step Leader	Completion (Est.)	Last Update	Status	Output Measure	Comment
1.1	Develop a comprehensive Traffic Records Inventory by consolidating the discrete systems documentation maintained by custodial agencies into a coherent whole to improve accessibility and analysis for all stakeholders and to help encourage interactions between data analysts, data users, and those whose jobs are tangential to traffic safety.	<a href="#">Mike Colety (Kimley-Horn)</a>	Dec 2025	08/08/2024	 Completed	Completion of a comprehensive Traffic Records Inventory database.	The updated data records contact information list has been posted on the TRCC webpage.
1.2	Leverage its collaborative efforts to ensure that all components of the traffic records data system (TRS) are supported by formal data quality management programs.	<a href="#">Mike Colety (Kimley-Horn)</a>	Jun 2022	10/29/2024	 Moderate Progress	Formal quality data management programs in place for TRS components.	Continuing to work on updating data quality processes for each element. A summary of existing data quality processes for the various data elements is under development.







## Strategy #2: Crash.

No.	Description	Action Step Leader	Completion (Est.)	Last Update	Status	Output Measure	Comment
2.1	Formalize the process to incorporate changes into the crash data dictionary and corresponding documents.	<a href="#">Kevin Tice (DPS-OTS)</a>	Dec 2022	12/05/2023	 Completed	Formal process for updating the data dictionary.	MMUCC 6th edition is expected to be released this month. work to initiate changes to the NV crash form and users manual will begin in 2024.
2.2	Improve the consistency and reliability of delivery of the crash files from law enforcement to the State to minimize processing effort, reduce the time between crash and data availability, and reduce opportunities for data quality corruption.	<a href="#">Matthew Williams (NDOT)</a> <a href="#">Kevin Tice (DPS-OTS)</a>	Jun 2023	12/06/2023	 Completed	Consistent delivery of crash data files.	With the implementation of a new crash database at NDOT that mirrors Enforcement Mobile's database and a nightly direct transfer of data from Enforcement Mobile to NDOT, this step can be marked complete.
2.3	Implement more timely uploads to NCATS to give users closer to real-time data with which to make critical programmatic and infrastructure enhancements.	<a href="#">Matthew Williams (NDOT)</a> <a href="#">Kevin Tice (DPS-OTS)</a>	Jun 2023	03/18/2024	 Completed	Scheduled NCATS uploads.	Crash data for Enforcement Mobile users is available almost instantly once a crash is approved, and NDOT now receives nightly data transfers from Enforcement Mobile.
2.4	Enhance procedures for managing errors and incomplete data and formalize efforts to ensure that data from reports with validation errors are fixed and entered into the repository. This should include formal changes to the data dictionary as necessary.	<a href="#">Matthew Williams (NDOT)</a> <a href="#">Kevin Tice (DPS-OTS)</a>	Jun 2025	05/01/2024	 Initiated	Improved process for addressing data errors.	E-mail sent to Enforcement Mobile to inquire about validation rules for crashes before being accepted into the system.
2.5	Implement a report for officers related to timeliness, accuracy, and completeness feedback. This can be useful for training, updates to manuals, and form revisions. Allow feedback from users to collectors to further enhance data quality.	<a href="#">Matthew Williams (NDOT)</a> <a href="#">Kevin Tice (DPS-OTS)</a>	Jun 2025	05/01/2024	 Initiated	Standard report for officers that summarizes date submitted, accuracy of the data and completeness of the submittal.	There may potentially be a Data Quality Analyst position written into the new Enforcement Mobile agreement. One of the responsibilities of this position would be data quality checks and feedback, and possible training, to agencies on timeliness, accuracy and completeness of crash data.


**Strategy #3: [Vehicle/Driver.](#)**

No.	Description	Action Step Leader	Completion (Est.)	Last Update	Status	Output Measure	Comment
3.1	Increase active representation on TRCC and providing vehicle data system quality management reports, which could potentially result in obtaining priority consideration for federal traffic records grant funding to enhance the vehicle data system.	<a href="#">Kevin Tice (DPS-OTS)</a>	Jun 2023	03/02/2023	 Moderate Progress	Representative on TRCC roster for Vehicle Data. Regular reporting on vehicle system quality management.	TRCC involvement an engagement has increased. TR Project Managers regularly participate and present updates on ongoing projects. NV DMV now attends TRCC,.
3.2	Attain the driver and vehicles system data from the DMV and link to the crash system NCATS.	<a href="#">Kevin Tice (DPS-OTS)</a>	Jun 2023	12/05/2023	 Initiated	Vehicle and driver data linked from DMV to NCATS.	NCATS has been eliminated. NDOT obtains direct data transfer from Enforcement Mobile daily. Reinitiating discussions with NDMV to access driver and vehicle data to link with traffic records.
3.2	Obtain the required authorizations or attain a non-proprietary version of the driver system documents and narratives to assist with future assessments and system evaluations.	<a href="#">Kevin Tice (DPS-OTS)</a>	Jun 2023	08/24/2022	 Initiated	Obtained driver system documents and narratives.	End date was updated from 6-30-2022 to 6-30-2023. Additional time needed to complete this item.




## Strategy #4: Roadway.

No.	Description	Action Step Leader	Completion (Est.)	Last Update	Status	Output Measure	Comment
4.1	Coordinate with all the entities using and providing roadway data, including entities in the TRCC / NECTS.	<a href="#">Mike Colety (Kimley-Horn)</a>	Dec 2025	03/07/2023	 Moderate Progress	Regular coordination with agencies.	Coordination will take place to gather what existing roadway data is available to share.
4.2	Set access standards for all State users.	<a href="#">Casey Smith (NDOT)</a>	Jun 2022	12/06/2023	 Substantial Progress	Set of standards implemented.	Again to broad of a definition, moving target.
4.3	Use roadway database information already available (e.g., for timeliness calculations).	<a href="#">Kevin Tice (DPS-OTS)</a>	Dec 2025	03/02/2023	 Moderate Progress	Regular usage of information available in the roadway database.	The roadway database is accessed when necessary to supplement other data.
4.4	Organizing the roadway history for archiving in conjunction with the vendor.	<a href="#">Casey Smith (NDOT)</a>	Dec 2025	03/02/2023	 Completed	Archival system in place for the roadway database.	Completed, archival process in place.
4.5	Develop a database or enterprise system that combines roadway and traffic crash data elements.	<a href="#">Matthew Williams (NDOT)</a> <a href="#">Casey Smith (NDOT)</a>	Dec 2025	12/06/2023	 Completed	Completed database with combined roadway and traffic crash data elements.	Completed
4.5	Develop a formal quality control program.	<a href="#">Matthew Williams (NDOT)</a> <a href="#">Casey Smith (NDOT)</a>	Dec 2022	12/06/2023	 Completed	Quality control procedures in place for traffic crash records.	The output measure is QC procedures in place for traffic crash records. Should be moved to Matt, and i believe they have QC procedures already in place.

**Strategy #5: Citation/Adjudication.**

No.	Description	Action Step Leader	Completion (Est.)	Last Update	Status	Output Measure	Comment
5.1	Explore the development of a complete set of performance measures related to the quality of citation systems data	<a href="#">Kevin Tice (DPS-OTS)</a>	Dec 2025	12/05/2023	 Initiated	Summary of research on performance measures and best practices for citation systems' data quality.	The citation adjudication is ongoing entering second year of project.

**Strategy #6: EMS/Injury Surveillance.**

No.	Description	Action Step Leader	Completion (Est.)	Last Update	Status	Output Measure	Comment
6.1	Share information and data management reports with TRCC on a regular basis.	<a href="#">Noehealani Antolin (UNLV)</a> <a href="#">Kevin Tice (DPS-OTS)</a>	Jun 2022	12/07/2022	 Moderate Progress	Add agenda item to TRCC quarterly meetings to provide summary of the data management reports.	Updates are now being provided by UNLV SOM on data analysis.
6.2	Build on the success of the integration of the State crash file and the statewide Nevada trauma registry data and integrate all components of the injury surveillance system.	<a href="#">Noehealani Antolin (UNLV)</a> <a href="#">Kevin Tice (DPS-OTS)</a>	Dec 2025	10/29/2024	 Moderate Progress	Full integration of all data components.	William Porter has made progress on the database infrastructure. He is 98% complete with importing crash and citation data, just need a few rules and validations. Additionally, he is 98% complete on the importing process of crash data. The goal is to link crash and trauma data for FY25.
6.3	Develop the core injury surveillance data into an important resource to define, evaluate, and support highway safety programs and projects through enhanced coordination with the State's health agencies.	<a href="#">Noehealani Antolin (UNLV)</a> <a href="#">Kevin Tice (DPS-OTS)</a>	Dec 2025	10/29/2024	 Moderate Progress	Increased coordination with state health agencies. Injury surveillance data utilized as a performance measure to support data-driven traffic safety programs and projects.	TSR Team is doing data validation checks to ensure data integrity and quality on the Nevada Trauma Registry Data.

## Traffic Records Coordinating Committee Meeting Summary (DRAFT)

**Date/Time:** Tuesday, September 10, 2024 | 10:00 am – 11:30 am

**Dial-In/Online:** 984-204-1608 | [Click here to join online](#) | Code: 226 173 122 639#

### Attendance

- Adam Anderson, DPS
- Christian Arteaga, Ph.D., UNLV
- Noeheelani Bareng-Antolin, Ph.D., UNLV
- Matthew Cambron, DPS
- Delora Early, DMV
- Mohammad Farhan, RTCSNV
- Kevin Honea, NHP
- Bertille Mavegam, MD, UNLV
- Vladimir Milicevic, DMV
- Kara Mueller, NHTSA
- Karl Nieberlein, Tyler Technologies
- William Porter, UNLV
- Sean Robinson, City of Las Vegas
- Casey Smith, NDOT
- Jody Swirczek, NDOT
- Shara Thiesen, NDOT
- Timber Wood, NDOT
- Hao Xu, Ph.D., UNR
- Mike Colety, Kimley-Horn
- Anabel Hernandez, Kimley-Horn

### Discussion Topics:

#### Notes from Last Quarterly Meeting

**Anabel**

- The notes from the June 11, 2024, quarterly meeting were reviewed. There were no questions or comments from attendees.

#### 1. Data Update

**Anabel/Shara/Jon**

- Statewide fatality data is current as of August 31, 2024. Year-to-date, there have been a total of 263 fatalities, with top contributing factors including Impairment and Speeding.
- Of the 263 fatalities, 75 involved pedestrians, and 44 involved unrestrained motorists.
- Matt Williams of NDOT has taken a new position in Roadway Systems and will be stepping from his current role at NDOT. Jon Boether will be taking over Matt's roles and responsibilities. Any NDOT crash data questions should be directed to Jon.
- The Crash Locator application has been fixed. NDOT is prioritizing geolocating the crashes to get caught up. The goal is to have all 2023 crashes geolocated by the end of 2024.

#### 2. Enforcement Mobile (Brazos) Working Group Update

**Anabel**

- There will be an Enforcement Mobile Working Group meeting on Thursday, September 12.
- OTS and Tyler Technologies have agreed to a new contract. The contract is going through the state contracting process and will be sent to the Board of Examiners next month.
- Enforcement Mobile back-end geolocation services have geolocated 99.2% of Las Vegas area crashes. The remainder of the statewide crashes will go through the geolocation process, but it is not anticipated to achieve a success rate as high as 99%.

### 3. 2024 TRCC Funded Studies

- UNLV Statistical Transparency of Policing (STOP) Data Collection **Dr. Mavegam**
  - The main recommendation submitted was to remove the current sunset of 2025 of traffic stop data collection under SB236.
  - The team met with Tyler Technologies to discuss the statistical transparency of policing and the statistical plan for the next report due December 2024.
  - As part of Objective 2 the team is planning to conduct statistical analysis of traffic stop data for 2023.
  - Other objectives include updating the comprehensive report and interactive dashboard outlines, and the beta version of the website, based on traffic stop data and analysis.
- UNLV Study of Adjudication of Citations and Enforcement **Dr. Nambisan**
  - Dr. Nambisan was not present at the meeting.
- UNLV Nevada Road Users Linked Database **Dr. Antolin**
  - The team is maintaining, linking, and analyzing various databases related to traffic safety in Nevada, including Non-Adjudicated Citations, Crash Data, Trauma Center Data, Crash-linked Trauma Center Data, Crash-Linked Hospital Data, and DUI Data.
  - Agreements have been renewed with the four trauma centers (Renown, UMC, Dignity Health St. Rose Dominican, and Sunrise Hospital) to receive additional years of trauma center data. Coordination to include Mike O'Callaghan Military Medical Center is pending.
  - The team receives statewide trauma data from all licensed acute hospitals and trauma centers in Nevada. Received a five-year dataset with 73,788 records. Data integrity checks are being conducted on the dataset.
  - The team developed a software and data flow infrastructure designed to streamline the import of data from various sources and is nearly 97% complete with the importing process of citations and data.
  - The team plans to publish the Traffic Research and Education Newsletter (TREND) 13.2 mini-series and continue work on data collection and analysis.
  - One TREND newsletter is under OTS review and three others are in final team review pending OTS approval before publication. The newsletters focus on the analysis of non-adjudicated citations from 2018 through 2021 highlighting the distressed communities index levels and the relationship to equitable transportation communities.

### 4. Connecting the Dots: DMV Data and Traffic Records Integration **Vladimir Milicevic**

- Vladimir was unable to present. He present at our next meeting in December.

### 5. Action Item Review Matrix **Anabel**

- The action item matrix was reviewed.

### 6. Open Discussion **Shara/Jon**

- ATSIP 2024 Traffic Records Forum, San Diego, CA
  - Shared limitations and challenges to traffic records. Members of the Nevada TRCC group presented at the event.
  - There is a big push on potential new data sources across trauma, enforcement, and citation.

**7. Upcoming Meetings**

**Anabel**

- **2024 Traffic Safety Summit in Reno, NV – November 12-14, 2024**
- **NVACTS – November 14, 2024 (During Safety Summit)**
- **Next TRCC Meeting – December 10, 2024**

*Attachments:*

- A.** Monthly Fatal Crash Report (as of August 31, 2024)
- B.** Action Item Review Matrix
- C.** Meeting Summary (June 11, 2024)
- D.** Presentations



KIRK KERKORIAN  
SCHOOL OF MEDICINE

UNLV

# NEVADA ROAD USERS DATABASE

Project Director: Noehealani Antolin, Ph.D.

Principal Investigator: Deborah A. Kuhls, M.D., F.A.C.S., FCCM, FRCST (Hon)

Traffic Records Coordinating Committee Meeting Quarterly Updates

Date: March 18th, 2025

# GRANT FUNDING

This research is funded by the Nevada Office of Traffic Safety  
TS-UNLV-2025-9



Nevada Department of  
**Public Safety**  
Office of Traffic Safety

KIRK KERKORIAN  
SCHOOL OF MEDICINE

UNLV

# GRANT OVERVIEW - NV ROAD USERS DATABASE

**Link** data from various datasets together to:

- **Identify** contributing circumstances of crashes in NV
- **Assess** human medical consequences of crashes
- **Evaluate** the economic impact of crashes
- **Communicate** the overall impact of crashes and **recommend** potential interventions to **prevent** crashes
- **Analyze** data to understand **risk** and **protective factors**, population differences, and **support** legislative initiatives.

# WHO WE ARE: MULTIDISCIPLINARY TEAM



Deborah Kuhls,  
MD, FACS, FCCM, FRCST (Hon)  
Principal Investigator



Noeheelani Antolin,  
PhD, MPH  
Grants & Research Director



Kavita Batra,  
PhD, MPH, BDS, FRSH  
Senior Biostatistician



Bertille Mavegam,  
MD, PhD, MPH,  
Public Health Researcher



Jennifer Pharr,  
PhD  
Public Health Researcher



William Porter, BS  
Database/Software Architect



Ana Reyes, MS  
Research Assistant



Selam Ayele, BS  
Graduate Student  
Researcher



Blessing Imade, BS  
Graduate Research Assistant

# DATABASE MANAGEMENT

## Database Management:

- Standalone Non-Adjudicated Citations Database 2018-2021, on-going
- Standalone Nevada Crash Database
- Individual Trauma Center Data (4 centers)
- Nevada Trauma Registry Database 2019-2023, on-going
- DUI Toxicology

## Linked Datasets:

- Crash-Linked Trauma Database 2005-2017
- Crash-Linked Hospital Inpatient (formerly known as CHIA)

## Maintain and update data dictionaries:

- Crash-Linked Trauma Database (2005–2017)
- Citation Data Elements (2018–2021)

*Interest in other data sets including DMV, EMS, Judicial, Other*

# OUTREACH & DISSEMINATION



Traffic Research  
Education and  
Newsletter (TREND) &  
Infographics



Social Media (Twitter,  
Instagram, and Facebook)

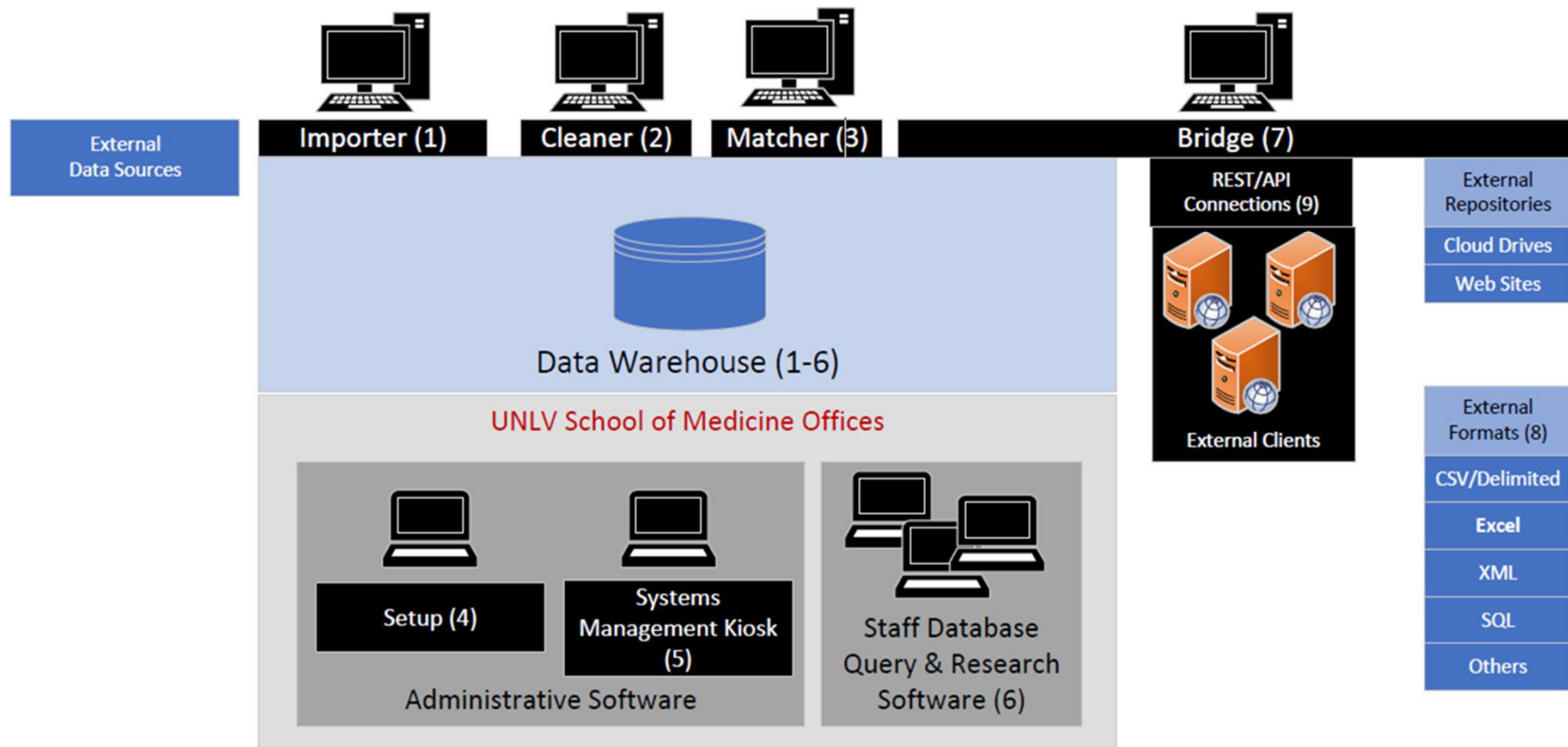


Community outreach  
events



Attend and present at  
local, state, and national  
conferences

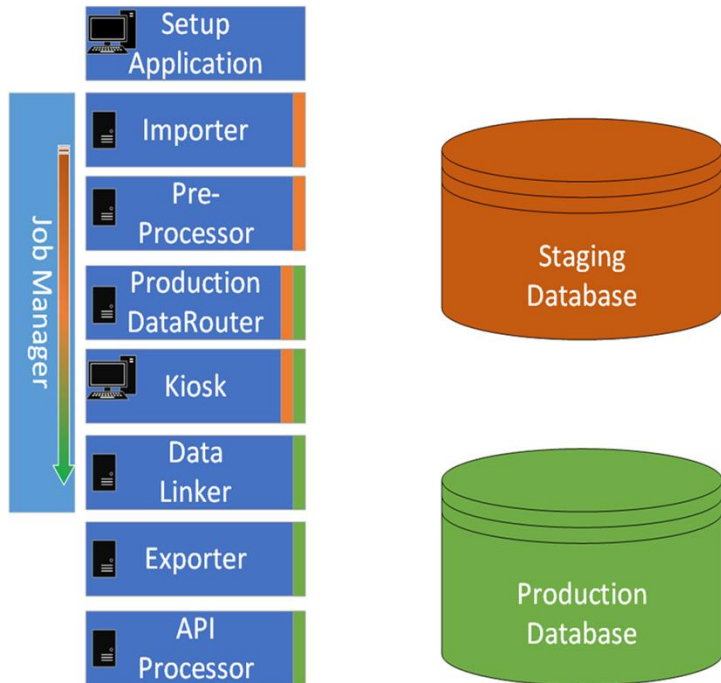
# DATABASE SYSTEM ARCHITECTURE





# NEVADA ROAD USERS DATABASE QUARTERLY UPDATES FFY25 Jan - Mar 2025

# DATABASE MANAGEMENT INFRASTRUCTURE UPDATES



## Data Import & Processing

- Confirming imported data years & record counts.
- Reviewed import speed & projections.
- Validating Crash & Citation data dictionary.

## Pre-Processing & Data Cleaning

- Identify patterns & validation issues.
- Define core validation & error-handling.
- Proposed efficiency improvements (batching, indexing, automation).

## System Transition (CHIA to SOM IT)

- Plan server migration with minimal disruption.
- Define app & SQL server setup.
- March 21: App server operational.
- March 24: Brazos Citation/Crash app installation.

# ENHANCING DATA DICTIONARY UPDATES

## Clearer Definitions

- **Standardizing** terminology across datasets (Crash, Citation).
- Improving variable names, formats, and descriptions.

## Business Rules & Validation

- Defining **acceptable data ranges** and required fields.
- Strengthening **error-handling and data integrity checks**.

## Improved Documentation

- Providing **detailed metadata** for clarity.
- Creating **reference guides** for data users.

**Data Dictionary Format:** Each data element is presented in the following format. It is essential that sufficient details on each data element is provided to assist research teams, stakeholders, and others who seek to implement a data collection system.

Field: <i>data element name</i>	Required: Y/N		Category: <i>record type</i>
Data Type: <i>kind of data variable Integer, alpha, alphanumeric, date, time</i>	Allow Empty: Y/N -	Editable: <i>if the data element can be cleaned</i>	Example: <i>example of the data format</i>

**Description:** *definition of the field, and detailed discussion of the definition and content*

**Notes/Details:** *open comments about the data element, technical comments*

**Business Rules\_Exception:** *provide information on the requirements for and to a data element to enforce data integrity made by the research team or system enforcement*

# DISSEMINATION OF INFORMATION: CONFERENCES & RESEARCH PRESENTATIONS

- Submitted Abstract Proposals to ATSIP 2025:
  - Analyzing Motor-Vehicle-Related Trauma Injuries in Nevada: Insights from the Statewide Trauma Registry 2019-2023
  - Exploring Driving Behaviors and Vehicle Age in Nevada (2018-2021)
- UMC Quarterly Trauma Report - Traffic Safety Research

# TREND REPORTS

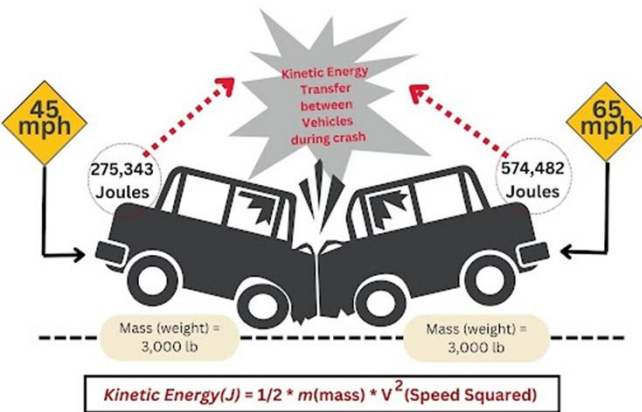
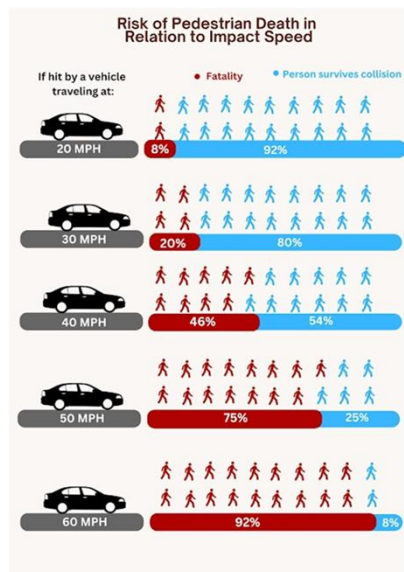


Figure 2: Kinetic Energy Transfer During Vehicle Collision



- TREND 14.1 – [Draft Title] Slowing Down for Safety: Examining the Impact of Speeding
  - Status: *OTS review*
  - Objective: To **raise awareness** of the **role and impact of speed and kinetic energy** in **traffic injuries** and **crash severity**, drawing from the **current literature** and **existing data**. This report will emphasize the **importance of implementing speed management strategies and policies** to effectively reduce speeding-related injuries, fatalities, and societal costs.
- TREND 14.2 – [Draft Title] Speeding in School Zones: Violations and Traffic Safety Implications in Nevada (2018–2021)
  - Status: *Under development*
  - Objective: To **analyze speeding violations in school zones across** Nevada from 2018 to 2021, focusing on **driver characteristics, severity of speeding**, and when (i.e., time of day) these violations occurred. This publication aims to evaluate compliance with reduced speed limits and **identify high-risk periods** to inform **targeted enforcement strategies**, including the potential implementation of automated traffic enforcement systems.

# MANUSCRIPTS IN PROGRESS

- Investigating the current state of impaired driving interventions among teens: a scoping review protocol
  - *Protocol manuscript: final author review*
  - *Full manuscript: in development*
- Comparing Injury patterns, health outcomes, and healthcare utilization by varied levels of restraint use among motor vehicle occupants aged 6-12 years in Nevada: A state-wide audit
  - *Under final author review*

**Investigating the current state of impaired driving interventions among teens: a scoping review protocol**

**Authors:** Sarah Kazemeini; Mathew Stephen; Noeheelani Antolin, PhD, MPH; Ana Reyes, MS; Kavita Batra, PhD, MPH, BDS, FRSPH; Deborah Kuhls, MD, FACS



*Article*

**Comparing Injury characteristics, health outcomes, and healthcare utilization by varied levels of restraint use among motor vehicle occupants aged 6-12 years in Nevada: A state-wide audit**

Mathew Stephen <sup>1</sup>, Pedro Gonzalez <sup>2</sup>, Salman Mohammed <sup>2</sup>, Laura Gryder <sup>4,5</sup>, Kavita Batra <sup>6</sup>, Noeheelani Antolin<sup>7</sup>, and Deborah Kuhls <sup>3</sup>



# SOCIAL MEDIA POSTS

## Metrics

### Followers

- X (Twitter) - 195    Facebook - 311    Instagram - 372

### Number of Posts & Reposts

- X(Twitter) - 113    Facebook - 47    Instagram - 25

### Reach/Impressions

- X(Twitter) - 858    Facebook - 266    Instagram - 505



Subscribed

664

The number of contacts who subscribed to receive your emails.

## Posted Content & Themes



# TRAFFIC SAFETY GROUP WEBSITE

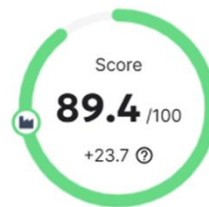
## Accessibility

Site: Traffic Safety Research Group



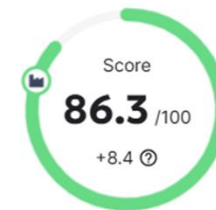
## Quality Assurance

Site: Traffic Safety Research Group



## Digital Certainty Index

Site: Traffic Safety Research Group



The screenshot shows the homepage of the Traffic Safety Research Group website. The header is red with a hamburger menu icon on the left and a search icon on the right. Below the header is a large image of a road with a white line and yellow lines. The text "Traffic Safety Research Group" is centered over the image, with "Department of Surgery" and "Kirk Kerkorian School of Medicine at UNLV" below it. A "Welcome" section is visible on the left, and a "The Kirk Kerkorian School of Medicine at UNLV" section is visible on the right.



# NEXT STEPS

- Meet with NDOT/OTS to Identify New TREND Topics
  - **Collaborate** on priority traffic safety themes for newsletters and outreach.
- Citation Dashboard Development (Power BI)
  - Develop an **outline** for the dashboard structure and key visualizations.
  - Determine next steps for data integration and usability.
- Crash Data Validation & Cleaning
  - Continue **validating and cleaning** crash data for accuracy.
- Data System Infrastructure & Linking Logistics
  - Complete **server transition** and enhance database management.
  - Work out the logistics for linking crash & trauma data
- Continue Building Processes for Data Sharing
  - Strengthen **secure and efficient data-sharing** with stakeholders.
  - Address legal, technical, and privacy considerations.
- TREND Newsletter & Outreach
  - Publish updated **TREND Newsletter** and expand social media engagement.
- Conference Presentation
  - Finalize materials for upcoming research presentations.

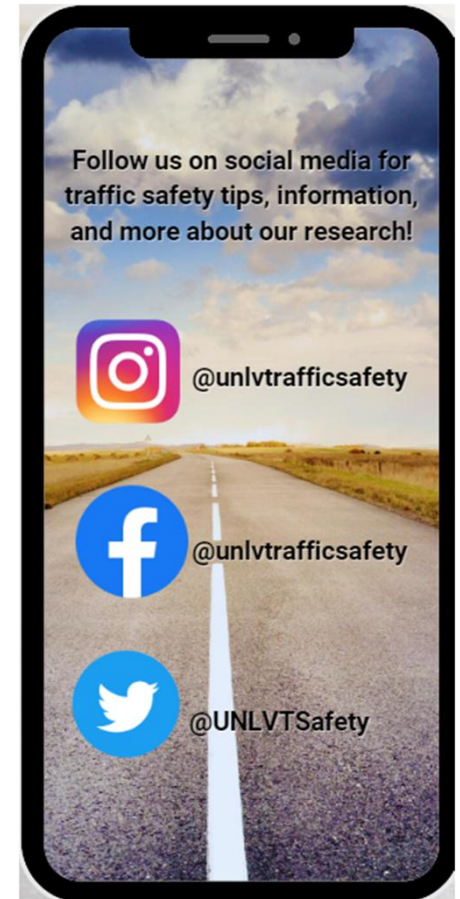


# THANK YOU

NOEHEALANI.BARENG-ANTOLIN@UNLV.EDU



Scan the QR code to **SIGN UP** for our quarterly TREND Newsletter:  
<http://bit.ly/47TrRcm>



# Nevada Traffic Citations and Adjudication (TCA) Data Study

Shashi Nambisan

Christopher Stream

Kiersten Farmer

Juliana Byzyka


UNLV Transportation Research Center

Traffic Records Coordinating Committee Meeting

March 18, 2025

The logo for the University of Nevada, Las Vegas (UNLV), featuring the letters "UNLV" in a stylized, serif font.

# Study Focus and Purpose



## Focus

### Document

- Effective approaches to integrate TCA data

### Identify

- Gaps, needs, challenges & opportunities related to TCA data in Nevada and other states
- Highlight exemplar activities in other states for potential implementation in Nevada
- Gather legislative, regulatory, voluntary, and incentive-based 5Ps

### Synthesize

- Relevant policies, plans, programs, procedures, and practices (5Ps)




## Purpose

- Enhance public safety
- Identify gaps, needs, challenges & opportunities related to TCA data
- Inform LEOs, LEAs, judiciary, and decision makers

# Concerns in Nevada

Horrific NLV crash reveals gaps, flaws in driving enforcement



[https://www.reviewjournal.com/investigations/horrific-nlv-crash-reveals-gaps-flaws-in-driving-enforcement-2528985/?utm\\_campaign=widget&utm\\_medium=latest&utm\\_source=staff\\_michael-scott-davidson\\_page\\_2&utm\\_term=Horrific%20NLV%20crash%20reveals%20gaps%2C%20flaws%20in%20driving%20enforcement](https://www.reviewjournal.com/investigations/horrific-nlv-crash-reveals-gaps-flaws-in-driving-enforcement-2528985/?utm_campaign=widget&utm_medium=latest&utm_source=staff_michael-scott-davidson_page_2&utm_term=Horrific%20NLV%20crash%20reveals%20gaps%2C%20flaws%20in%20driving%20enforcement)

How does Nevada compare to other states in tracking driver records?



[https://www.reviewjournal.com/investigations/how-does-nevada-compare-to-other-states-in-tracking-driver-records-2608906/?utm\\_campaign=widget&utm\\_medium=latest&utm\\_source=staff\\_michael-scott-davidson\\_page\\_2&utm\\_term=How%20does%20Nevada%20compare%20to%20other%20states%20in%20tracking%20driver%20records%3F](https://www.reviewjournal.com/investigations/how-does-nevada-compare-to-other-states-in-tracking-driver-records-2608906/?utm_campaign=widget&utm_medium=latest&utm_source=staff_michael-scott-davidson_page_2&utm_term=How%20does%20Nevada%20compare%20to%20other%20states%20in%20tracking%20driver%20records%3F)

Thousands of Ticketed Drivers Get Breaks in Las Vegas Courts, Sometimes with Fatal Results



[https://www.reviewjournal.com/investigations/thousands-of-ticketed-drivers-get-breaks-in-las-vegas-courts-sometimes-with-fatal-results-2608117/?utm\\_campaign=widget&utm\\_medium=latest&utm\\_source=staff\\_michael-scott-davidson\\_page\\_2&utm\\_term=Thousands%20of%20ticketed%20drivers%20get%20breaks%20in%20Las%20Vegas%20courts%2C%20sometimes%20with%20fatal%20results](https://www.reviewjournal.com/investigations/thousands-of-ticketed-drivers-get-breaks-in-las-vegas-courts-sometimes-with-fatal-results-2608117/?utm_campaign=widget&utm_medium=latest&utm_source=staff_michael-scott-davidson_page_2&utm_term=Thousands%20of%20ticketed%20drivers%20get%20breaks%20in%20Las%20Vegas%20courts%2C%20sometimes%20with%20fatal%20results)

# Traffic Fatalities, Crashes, and Citations in Nevada

**383**

2022 Fatal Crashes

**416**

2022 Fatalities

**48,788**

FY2022 Traffic Contacts  
NVOTS 2022 Annual Report

**~400,000**

Citations

# Law Enforcement & Crash Outcomes / Rates

**~400,000**

Citations

**48,788**

FY2022 Traffic  
Contacts

**383**

2022 Fatal Crashes

**416**

2022 Fatalities

**409**

2022 Fatal Injury  
Outcomes

**1274:1**

Traffic Contacts :  
Fatal Crashes

**1173:1**

Traffic Contacts :  
Fatalities

**1.506:1**

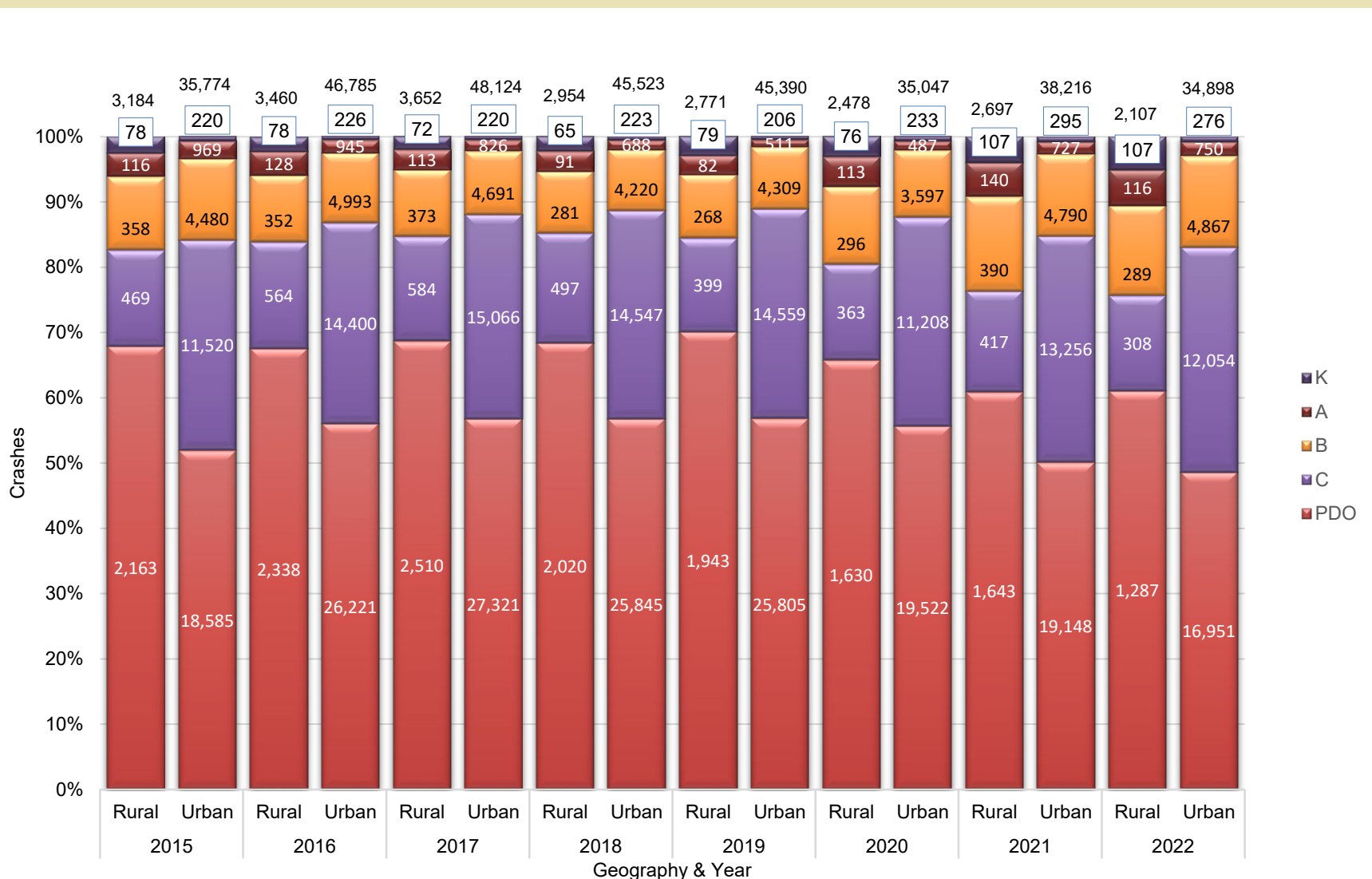
Fatalities : VMT  
(100M)

**13.09**

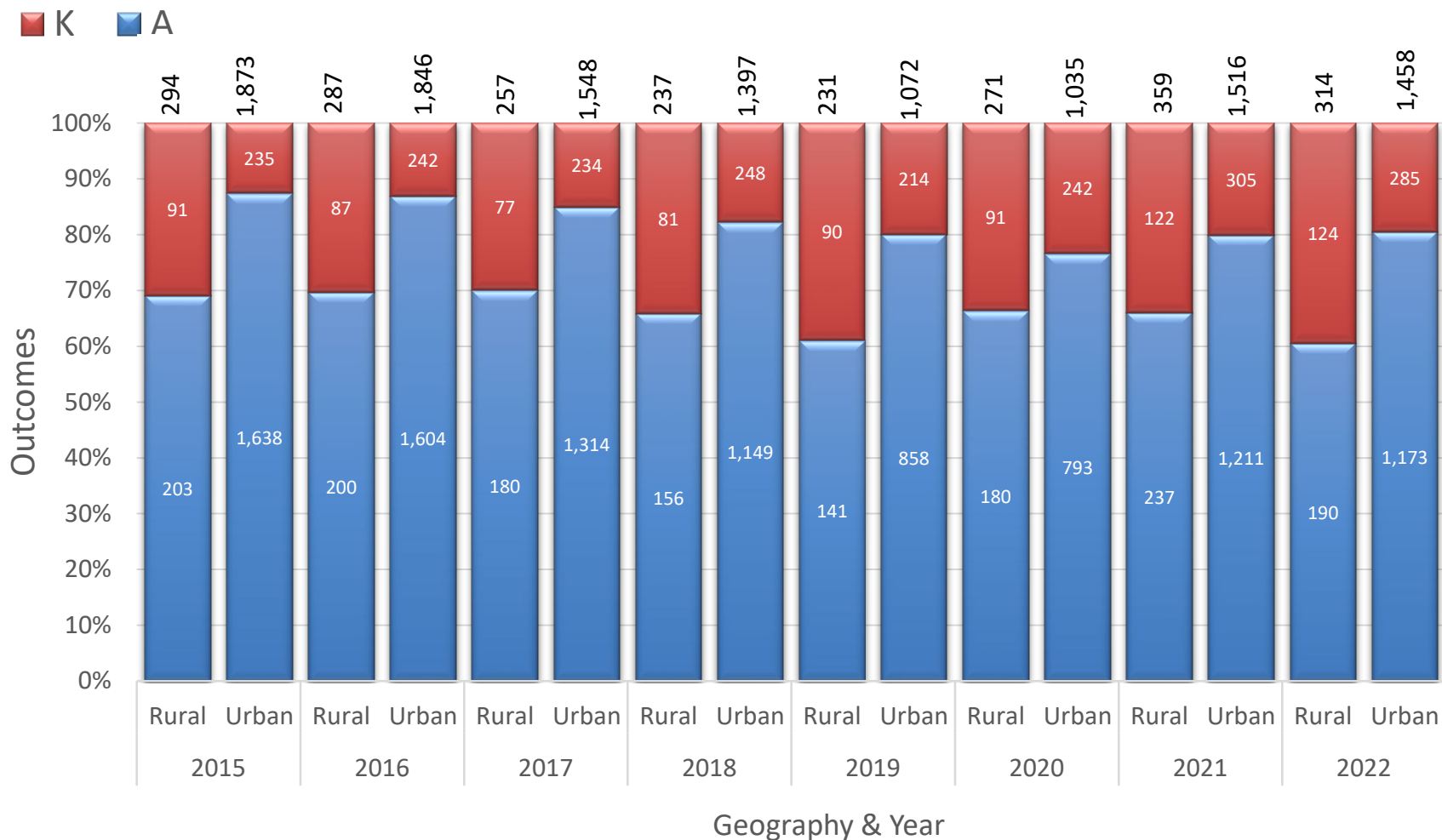
Fatalities :  
Population (100K)

Sources: NVOTS 2022 Annual Report, Nevada Fatal Crash Data Dashboard

# KABCO Outcomes & Geography: Nevada 2015 - 2022

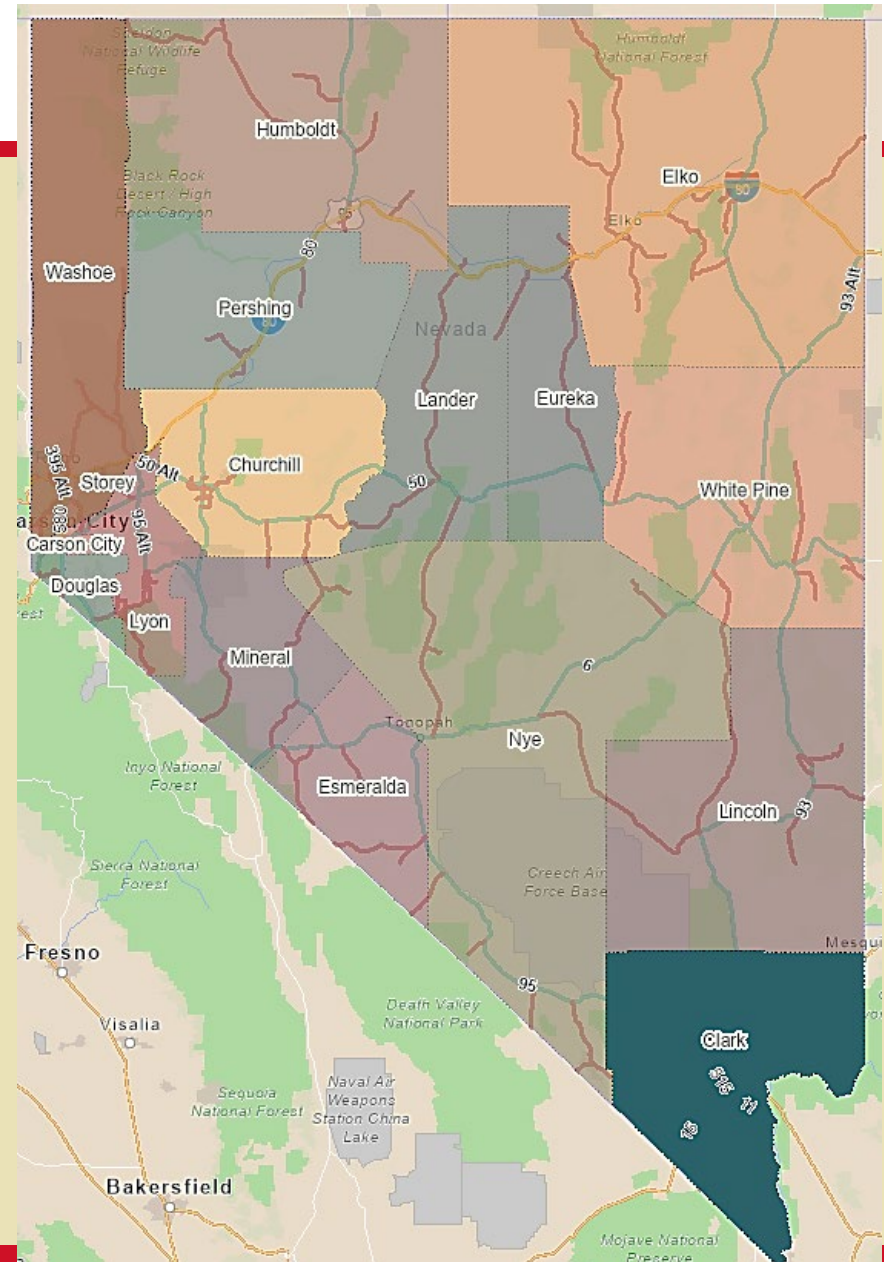


# K+A Outcomes & Geography: Nevada 2015 - 2022

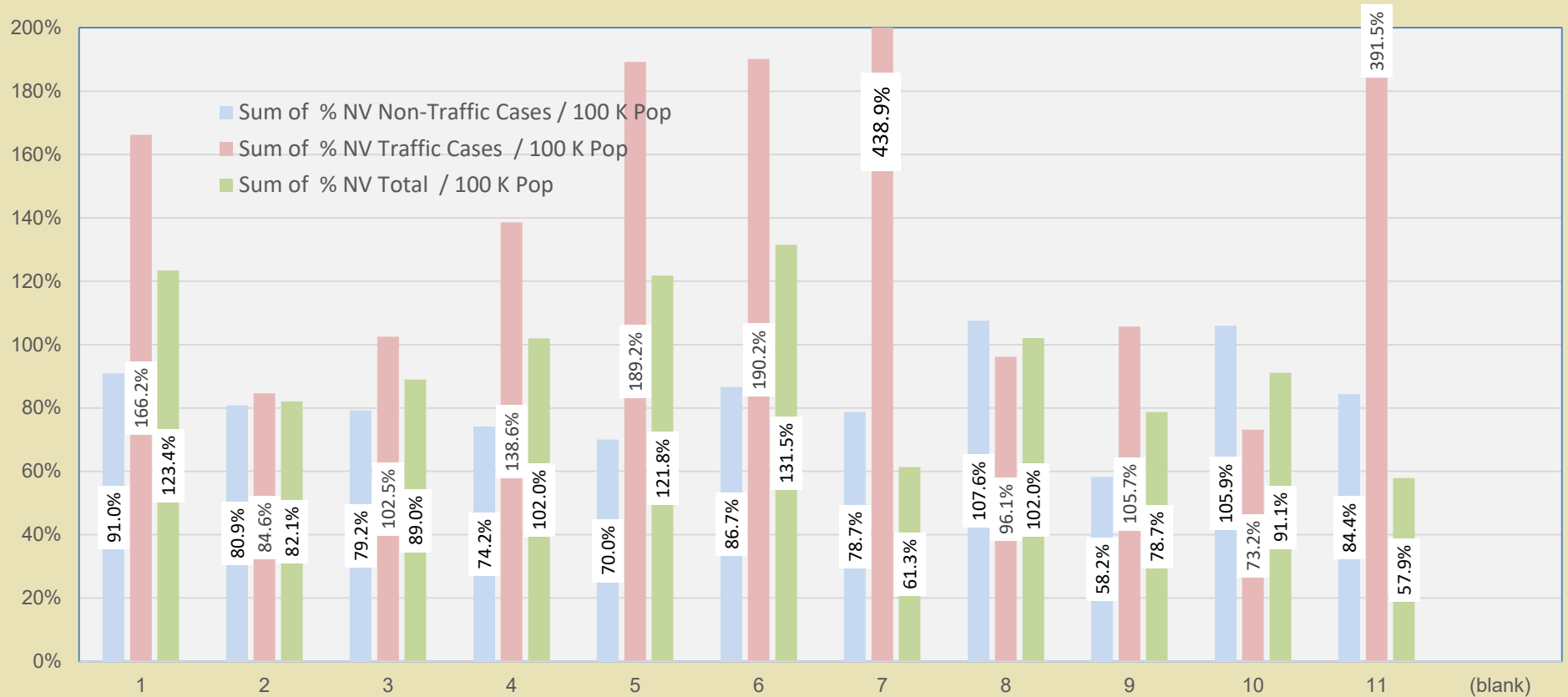


# Nevada's District Courts

Judicial District	County Name	Non-Traffic Cases	Traffic Cases	District Population
1	Carson City	7,024	10,045	63,377
	Storey			
2	Washoe	50,110	41,033	508,759
3	Lyon	6,097	6,172	63,179
4	Elko	5,199	7,603	57,538
5	Esmeralda	4,567	9,660	53,545
	Nye			
6	Humboldt	1,868	3,209	17,696
7	Eureka	1,590	4,011	16,589
	Lincoln			
	White Pine			
8	Clark	309,410	216,407	2,361,285
9	Douglas	3,852	5,478	54,343
10	Churchill	3,477	1,879	26,940
11	Lander	1,705	3,578	18,427
	Mineral			
	Pershing			



# Nevada's District Courts: Traffic and Other Cases Per Capita



# Concerns in Nevada

## 1. Repeat Offenders / Violators

## 2. Disconnects at Various Levels

- Law Enforcement Officers / Agencies (LEOs, LEAs)
- Judicial System
  - Court System
  - Prosecuting Attorneys
  - Defense Attorneys
  - No court specifically for traffic citations

## 3. Public Apathy?

## 4. Others

- Driver's Licences
- Motor vehicle registration

# Approach

1. Identify & Summarize 5Ps
2. Compile & Synthesize Relevant Data
  - Case studies of exemplar 5Ps across the US
3. Constitute & Convene Advisory Committee
  - Challenges obtaining representative members
4. Engage with Stakeholders

# Adopting Effective 5Ps for TCA



## Objective

- Identify and understand successful strategies in traffic citation and adjudication from other regions.



## Application

- Explore how such methods can be adopted / adapted in Nevada's context to enhance the TCA process.



## Analyzing & Implementing

- Centralized Data Management Systems
- Digital Reporting and Processing Tools
- Interagency Collaboration and Data Sharing Agreements
- Advanced Analytics and Visualization Tools
- Public-Private Partnerships and Technical Innovation

# Illustrative Activities Across the US

	Central Data Mgmt.	Coop. Across Courts	Coop. Across LEAs	Coop. Across Admin Agencies	Info Sharing w/ Public and Media	Public-Private Partnership	Lead in Tech Innovation
Alabama	X	X	X	X		X	X
Colorado	X	X	X	X	X		
Conn.	X	X	X	X			X
Florida	X	X	X	X	X	X	
Ohio	X	X	X	X			
Mass.	X	X	X	X		X	X
Michigan	X	X	X	X			
Nevada	?						

# Example Practices

## Centralized Data Management Systems

- Implementation of statewide systems to centralize traffic data to enhance accuracy and access
- Enable comprehensive data sharing across agency lines to establish effective oversight committees to manage traffic records handling

## Digital Reporting and Processing Tools

- Enable law enforcement officers to directly input citation data in a centralized system at the point of issue, automatically updating the courts and other relevant databases for quicker and a more just adjudication process.

## Interagency Collaboration and Data Sharing Agreements

- Establish formal agreements which create protocols for data exchange and security. Enhances opportunities for joint work and communication on data projects which are scalable and legally compliant.

## Advanced Analytics and Visualization Tools

- Analytics enhancing insights and strategic guidance allow states to deploy cutting-edge data management solutions to map and tailor workflow.

## Public-Private Partnerships and Technical Innovation

- The importance of partnerships between technology providers and academic institutions boost efficiency and drive innovation emphasizing the value of expert collaboration in achieving project goals.

# Key Insights from Case Study Analysis

## Core Elements



Central databases for unified data management.



Accessible information systems for stakeholder engagement.



Emphasis on road safety to guide policy and operations.



Strong security protocols to protect data integrity.



Use of analytics & visual tools to interpret data trends.



Partnerships between gov't, academe, & private sector to foster innovation.

# Concerns in Nevada

## Strategic Aims



Commitment to employing technology and fostering partnerships.

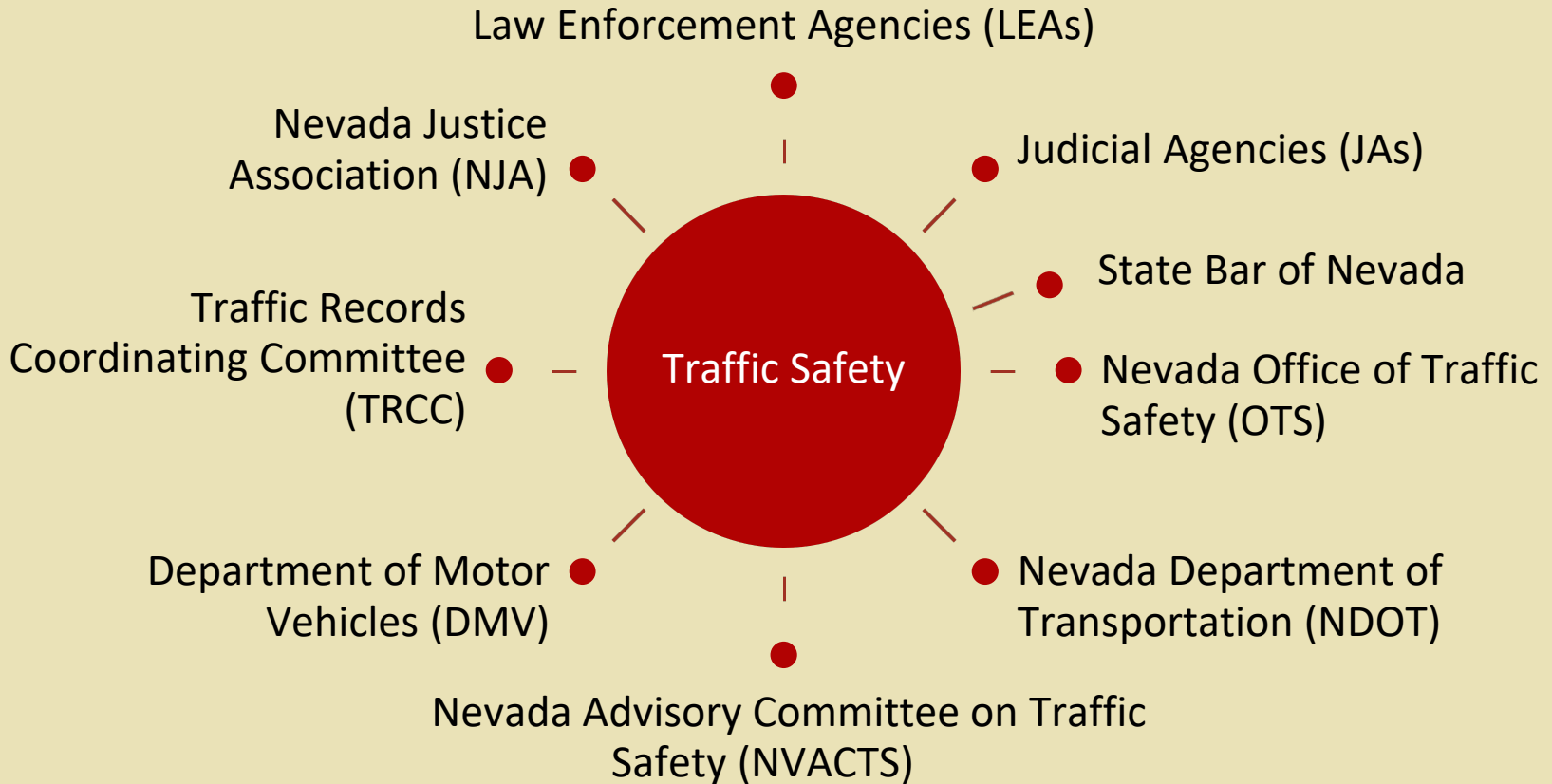


Pursuit of data completeness / accuracy and ease of access.

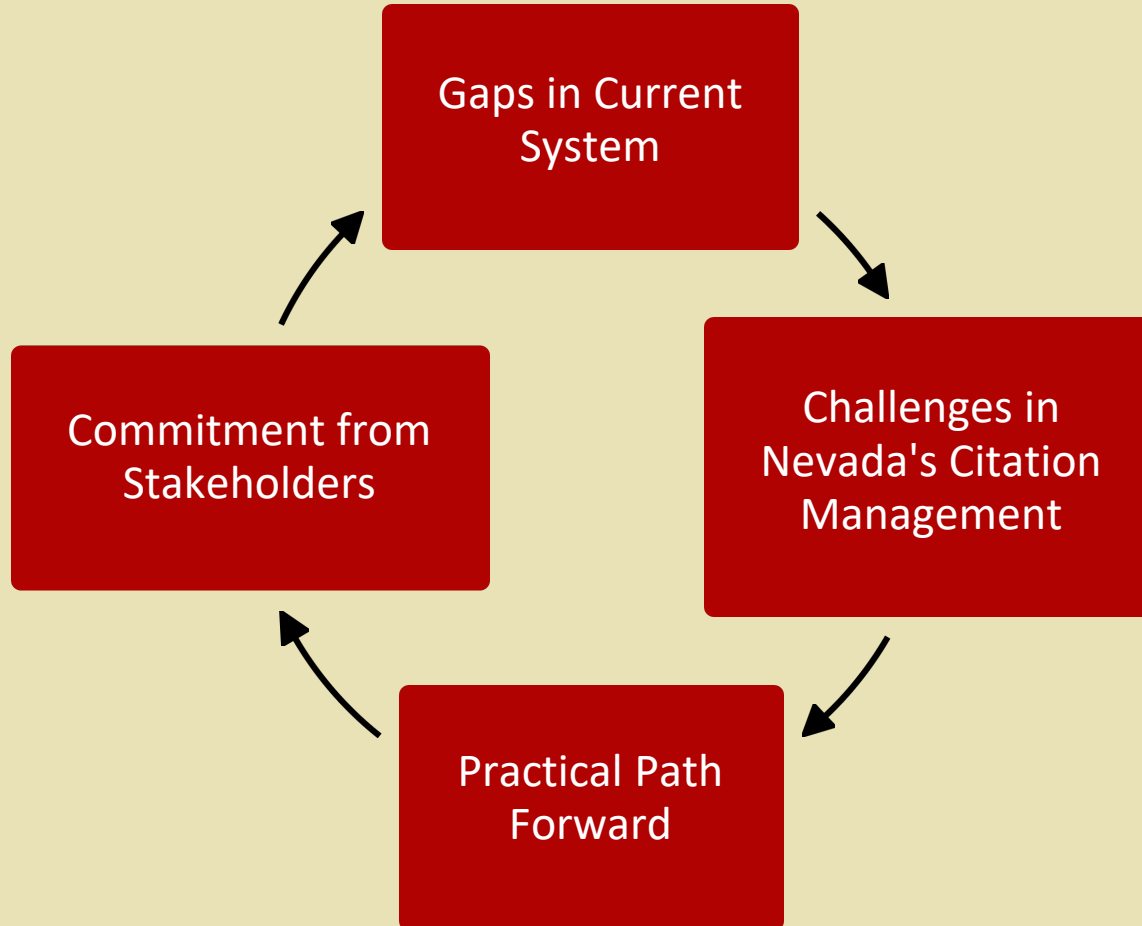


Targeted efforts to bolster road safety and process efficiency.

# Next Steps: Advisory Committee



# Next Steps: Process Mapping



# Transportation Research Center: *A Resource for Nevada and Beyond...*

Shashi Nambisan, Ph.D., P.E.  
Professor of Civil Engineering  
Director, Transportation Research Center  
University of Nevada, Las Vegas  
Las Vegas, NV 89154-4007 USA  
[shashi@unlv.edu](mailto:shashi@unlv.edu)

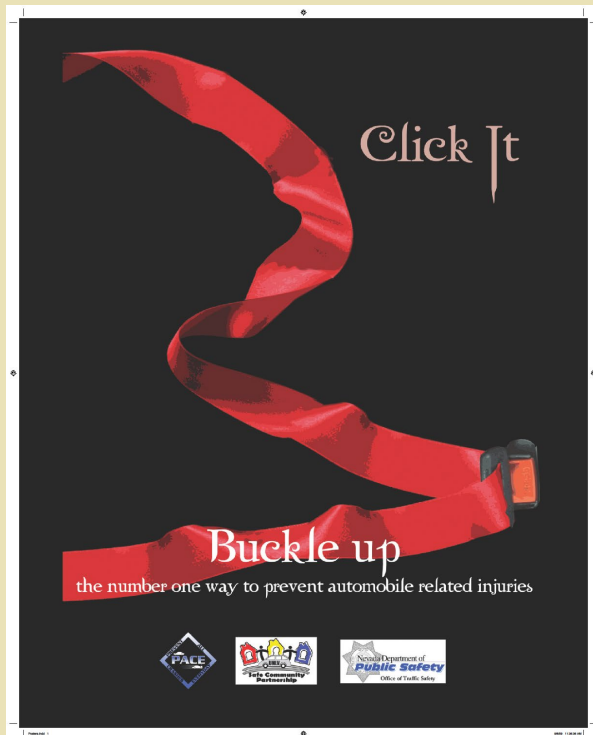
Professor Chris Stream, Ph.D.  
[chris.stream@unlv.edu](mailto:chris.stream@unlv.edu)

Kiersten Farmer, MASS, MPTE  
[farmek2@unlv.nevada.edu](mailto:farmek2@unlv.nevada.edu)

Juliana Byzyka, Ph.D.  
[Juliana.Byzyka@unlv.edu](mailto:Juliana.Byzyka@unlv.edu)





Shashi Nambisan  
[shashi@unlv.edu](mailto:shashi@unlv.edu)








## Key Area: Traffic Records Coordinating Committee (TRCC)

### Critical Emphasis Area: Traffic Records Coordinating Committee (TRCC)




#### Strategy #1: TRCC Management, Strategic Planning, and Data Use and Integration.

No.	Description	Action Step Leader	Completion (Est.)	Last Update	Status	Output Measure	Comment
1.1	Develop a comprehensive Traffic Records Inventory by consolidating the discrete systems documentation maintained by custodial agencies into a coherent whole to improve accessibility and analysis for all stakeholders and to help encourage interactions between data analysts, data users, and those whose jobs are tangential to traffic safety.	<a href="#">Mike Colety (Kimley-Horn)</a>	Dec 2025	08/08/2024	 Completed	Completion of a comprehensive Traffic Records Inventory database.	The updated data records contact information list has been posted on the TRCC webpage.
1.2	Leverage its collaborative efforts to ensure that all components of the traffic records data system (TRS) are supported by formal data quality management programs.	<a href="#">Mike Colety (Kimley-Horn)</a>	Jun 2022	10/29/2024	 Moderate Progress	Formal quality data management programs in place for TRS components.	Continuing to work on updating data quality processes for each element. A summary of existing data quality processes for the various data elements is under development.







## Strategy #2: [Crash.](#)

No.	Description	Action Step Leader	Completion (Est.)	Last Update	Status	Output Measure	Comment
2.1	Formalize the process to incorporate changes into the crash data dictionary and corresponding documents.	<a href="#">Kevin Tice (DPS-OTS)</a>	Dec 2022	12/05/2023	 Completed	Formal process for updating the data dictionary.	MMUCC 6th edition is expected to be released this month. work to initiate changes to the NV crash form and users manual will begin in 2024.
2.2	Improve the consistency and reliability of delivery of the crash files from law enforcement to the State to minimize processing effort, reduce the time between crash and data availability, and reduce opportunities for data quality corruption.	<a href="#">Matthew Williams (NDOT)</a> <a href="#">Kevin Tice (DPS-OTS)</a>	Jun 2023	12/06/2023	 Completed	Consistent delivery of crash data files.	With the implementation of a new crash database at NDOT that mirrors Enforcement Mobile's database and a nightly direct transfer of data from Enforcement Mobile to NDOT, this step can be marked complete.
2.3	Implement more timely uploads to NCATS to give users closer to real-time data with which to make critical programmatic and infrastructure enhancements.	<a href="#">Matthew Williams (NDOT)</a> <a href="#">Kevin Tice (DPS-OTS)</a>	Jun 2023	03/18/2024	 Completed	Scheduled NCATS uploads.	Crash data for Enforcement Mobile users is available almost instantly once a crash is approved, and NDOT now receives nightly data transfers from Enforcement Mobile.
2.4	Enhance procedures for managing errors and incomplete data and formalize efforts to ensure that data from reports with validation errors are fixed and entered into the repository. This should include formal changes to the data dictionary as necessary.	<a href="#">Matthew Williams (NDOT)</a> <a href="#">Kevin Tice (DPS-OTS)</a>	Jun 2025	05/01/2024	 Initiated	Improved process for addressing data errors.	E-mail sent to Enforcement Mobile to inquire about validation rules for crashes before being accepted into the system.
2.5	Implement a report for officers related to timeliness, accuracy, and completeness feedback. This can be useful for training, updates to manuals, and form revisions. Allow feedback from users to collectors to further enhance data quality.	<a href="#">Matthew Williams (NDOT)</a> <a href="#">Kevin Tice (DPS-OTS)</a>	Jun 2025	05/01/2024	 Initiated	Standard report for officers that summarizes date submitted, accuracy of the data and completeness of the submittal.	There may potentially be a Data Quality Analyst position written into the new Enforcement Mobile agreement. One of the responsibilities of this position would be data quality checks and feedback, and possible training, to agencies on timeliness, accuracy and completeness of crash data.

**Strategy #3: [Vehicle/Driver.](#)**

No.	Description	Action Step Leader	Completion (Est.)	Last Update	Status	Output Measure	Comment
3.1	Increase active representation on TRCC and providing vehicle data system quality management reports, which could potentially result in obtaining priority consideration for federal traffic records grant funding to enhance the vehicle data system.	<a href="#">Kevin Tice (DPS-OTS)</a>	Jun 2023	03/02/2023	 Moderate Progress	Representative on TRCC roster for Vehicle Data. Regular reporting on vehicle system quality management.	TRCC involvement an engagement has increased. TR Project Managers regularly participate and present updates on ongoing projects. NV DMV now attends TRCC,.
3.2	Attain the driver and vehicles system data from the DMV and link to the crash system NCATS.	<a href="#">Kevin Tice (DPS-OTS)</a>	Dec 2025	10/29/2024	 Moderate Progress	Vehicle and driver data linked from DMV to NCATS.	NCATS has been eliminated as the crash repository. All crashes are within the Enforcement Mobile system, eliminating the need for a secondary repository. DMV collaboration has begun.End date was updated from 6-30-2023 to 12-31-2025.
3.2	Obtain the required authorizations or attain a non-proprietary version of the driver system documents and narratives to assist with future assessments and system evaluations.	<a href="#">Kevin Tice (DPS-OTS)</a>	Jun 2023	08/24/2022	 Initiated	Obtained driver system documents and narratives.	End date was updated from 6-30-2022 to 6-30-2023. Additional time needed to complete this item.



## Strategy #4: Roadway.

No.	Description	Action Step Leader	Completion (Est.)	Last Update	Status	Output Measure	Comment
4.1	Coordinate with all the entities using and providing roadway data, including entities in the TRCC / NECTS.	<a href="#">Mike Colety (Kimley-Horn)</a>	Dec 2025	03/07/2023	 Moderate Progress	Regular coordination with agencies.	Coordination will take place to gather what existing roadway data is available to share.
4.2	Set access standards for all State users.	<a href="#">Casey Smith (NDOT)</a>	Jun 2022	12/06/2023	 Substantial Progress	Set of standards implemented.	Again to broad of a definition, moving target.
4.3	Use roadway database information already available (e.g., for timeliness calculations).	<a href="#">Kevin Tice (DPS-OTS)</a>	Dec 2025	10/29/2024	 Moderate Progress	Regular usage of information available in the roadway database.	End date extension. Progress with roadway inclusion in timeliness calculations ongoing.
4.4	Organizing the roadway history for archiving in conjunction with the vendor.	<a href="#">Casey Smith (NDOT)</a>	Dec 2025	03/02/2023	 Completed	Archival system in place for the roadway database.	Completed, archival process in place.
4.5	Develop a database or enterprise system that combines roadway and traffic crash data elements.	<a href="#">Matthew Williams (NDOT)</a> <a href="#">Casey Smith (NDOT)</a>	Dec 2025	12/06/2023	 Completed	Completed database with combined roadway and traffic crash data elements.	Completed
4.5	Develop a formal quality control program.	<a href="#">Matthew Williams (NDOT)</a> <a href="#">Casey Smith (NDOT)</a>	Dec 2022	12/06/2023	 Completed	Quality control procedures in place for traffic crash records.	The output measure is QC procedures in place for traffic crash records. Should be moved to Matt, and i believe they have QC procedures already in place.

**Strategy #5: Citation/Adjudication.**

No.	Description	Action Step Leader	Completion (Est.)	Last Update	Status	Output Measure	Comment
5.1	Explore the development of a complete set of performance measures related to the quality of citation systems data	<a href="#">Kevin Tice (DPS-OTS)</a>	Dec 2025	12/05/2023	 Initiated	Summary of research on performance measures and best practices for citation systems' data quality.	The citation adjudication is ongoing entering second year of project.

**Strategy #6: EMS/Injury Surveillance.**

No.	Description	Action Step Leader	Completion (Est.)	Last Update	Status	Output Measure	Comment
6.1	Share information and data management reports with TRCC on a regular basis.	<a href="#">Noehealani Antolin (UNLV)</a> <a href="#">Kevin Tice (DPS-OTS)</a>	Jun 2022	12/07/2022	 Moderate Progress	Add agenda item to TRCC quarterly meetings to provide summary of the data management reports.	Updates are now being provided by UNLV SOM on data analysis.
6.2	Build on the success of the integration of the State crash file and the statewide Nevada trauma registry data and integrate all components of the injury surveillance system.	<a href="#">Noehealani Antolin (UNLV)</a> <a href="#">Kevin Tice (DPS-OTS)</a>	Dec 2025	10/29/2024	 Moderate Progress	Full integration of all data components.	William Porter has made progress on the database infrastructure. He is 96% complete with importing crash and citation data, just need a few rules and validations. Additionally, he is 96% complete on the importing process of crash data. The goal is to link crash and trauma data for FY25.
6.3	Develop the core injury surveillance data into an important resource to define, evaluate, and support highway safety programs and projects through enhanced coordination with the State's health agencies.	<a href="#">Noehealani Antolin (UNLV)</a> <a href="#">Kevin Tice (DPS-OTS)</a>	Dec 2025	02/03/2025	 Moderate Progress	Increased coordination with state health agencies. Injury surveillance data utilized as a performance measure to support data-driven traffic safety programs and projects.	Preliminary Nevada Trauma Registry Report and Policy Recommendations were submitted to NVACTS Equity Working Group. We are currently verifying the accuracy of the inter-facility transfer rates included in the report. As a result, revisions may be necessary to ensure the data is accurate and reliable. We will keep you updated as soon as possible if any updates to the report are required.