



## Impaired Driving Prevention Meeting Summary

**Date/Time:** Wednesday, August 7, 2024 | 12:00 pm – 1:30 pm

**Chair:** Meg Matta, State Impaired Driving Program Coordinator, | DPS | OTS

**Vice Chair:** Deb Huff, DRE/ARIDE Program Coordinator | DPS | OTS

**Facilitator:** Tim Burrows, Kimley-Horn

### Attendees

- See attached.

### Topics

- Meeting Minutes from April Meeting – See attached.

### Data Updates

- State Report
  - State EOY Substance Fatality Report, 01/012021-12/31/2022
  - Monthly Statewide Fatal Report, as of 06/30/2024 (see attached).
  - Nevada crash data available at [www.nevadacrashdata.com](http://www.nevadacrashdata.com).
    - Judge Pearson inquired about access to serious injury data related data.
      - Director Davey - Serious injury data is tracked; aggregate number can be provided. DOT, in the reporting process, can bring that information off of crash reports through officer selection. Will follow up.
      - Kevin Tice -NHTSA has First Tool on their website that does have some information. There is quite a bit of data that does include injury data. <https://cdan.dot.gov/query>
      - (From Chat) – Lacey Tisler - To expand on what Amy was saying. All DOTs report on 5 performance measures: number of fatalities, number of serious injuries, fatality rate, serious injuries rate, and number of non-motorized fatalities and serious injuries. All state reports are published by FHWA here: <https://highways.dot.gov/safety/hsip/reporting>. The DOT's do not report specifically on serious injuries involving impairment. My team with the Nevada DOT can run a report on serious injury crash data where the responding officer reported impairment upon request.
- Traffic Records Coordinating Committee (TRCC) Updates:
  - There was an update provided on Enforcement Mobil (Brazos) Working Group

- At the last TRCC meeting the NTSB provided a presentation on the North Las Vegas Crash and findings. <https://www.nts.gov/news/press-releases/Pages/NR20231114.aspx>
- Updates given on each of the four grantees under TRCC.
  - UNLV Artificial Intelligence (AI) Speech Recognition for Crash Reports (Dr. Arteaga/Dr. Park)
  - UNLV Statistical Transparency of Policing (STOP) Data Collection (Dr. Mavegam)
  - UNLV Study on Adjudication of Citations and Enforcement (Dr. Nambisan)
  - UNLV Nevada Road Users Linked Database (Dr. Antolin)
- Labs – Toxicological
  - Comparison of FARS data and top samples found from toxicological reports.
  - 2020-2022 Drug Types
  - 2020-2022 Drug Types Top 10
    - Judge Pearson – do you test for alcohol and drugs
      - Terry Suffecool – we screen based on what was requested. Alcohol and drug. We don't stop testing until we have all the results we screen for.

## Agency Updates

- Judge S. Pearson, ABA Regional JOL and Judge M. Montero, State JOL, provided updates from their respective positions and job functions.
  - Both encouraged members to reach out if in need of judiciary assistance, law interpretations or networking. Not available to provide legal advice
  - Judge Pearson spoke about Screening and Assessment tools
  - Judge Montero shared his support for specialty courts. Working on updated recidivism data on all specialty courts. Looking at the years 2018-2021, relatively new data.
- The Office of Traffic Safety (Amy Davey)
  - The office is currently working on 2025 grant project builds and funding. Amy Davey, along with colleagues presented policy recommendations to the legislature.
  - DUI Intervention Tools was one of those recommendations including Screening and Assessment, 24/7 Program License modification and Pre-Trial Services to Supervise all DUI Arrests

## Impaired Driving Prevention Report

- Final agreements for October 2024 grant year are currently being written. They include:
  - Funding programs for LE, DUI courts, DUI testing and monitoring, program expansion across NV and toxicology.
- Consortium – casual group over the issue of evidence-based curricula for first time DUIs.
- DMV has submitted for regulation change, which has been adopted but not enrolled yet.

- Focus on defining evidenced base and what kind of policies can be put in place. Possible universal assessments

## Training

- ARIDE instruction is ongoing for the state. Outreach for refresher training for ARIDE will help as the last time many officers had it was in the academy.
- 70 Drug Recognition Experts in the state.

## Action Item Update

- Action Item updates were provided for the current year's Impaired Driving Program and are attached with the meeting supporting documents.
- SHSP updates are attached with the meeting supporting documents.

## Cannabis Safety – DUI Education Servers/Tenders

- Clark County has issued licenses to cannabis lounges and is requiring a section on cannabis impaired driving in their policies and procedures. However, cannabis DUI curricula has not been developed or standardized, and a certification program for servers and tenders has not yet been developed.
- Certification process for education to receive a cannabis server card in the same way that alcohol servers have Techniques of Alcohol Management (TAM) cards

## Presentation

- Officer Mike Thiele, Las Vegas Metro Police Department (LVMPD) provided a verbal presentation about the agencies traffic safety and DUI work including the Traffic Safety Officer (TSO) designation and training for patrol officers.
  - 216 Traffic Safety Officers working in patrol
    - More PBTs in patrol than traffic officers in the agency.
    - Goal is to expand program to 280 by EOY.
    - TSO officers make 4 arrests for every 1 patrol counterparts
  - 118 motor officers specifically looking for impaired drivers.
  - State provided 10 oral fluid testing units have been issued to officers. Training curriculum created for in-house training.
  - DUI intervention team contacts DUI 2nd offenders within 1-2 months of the 2nd DUI arrest so that they can get the services/treatment that they need in an expedited matter.
    - Officer Rob Thiele goes out, but the agency has lost their social workers that would go out with them. Loss of the ability to have an immediate tailored program
    - May look into a grant to help with these issues.
  - Re-branded DRE program in LVMPD as advanced traffic safety officer.
    - Helps get people back for training, even though it's the same program.
    - DRE call out assigned to every DUI fatal collision to do DRE evaluation, if possible.
  - Building the DUI education across the agency.
  - Thanks to OTS for the support.
  - Agency YTD down 22% in DUI fatalities.

## Open Discussion

- Topics for next meeting.
  - TAM cards are not required in Elko County. Can we have legislation to make TAM cards and cannabis server/budtender cards a statewide requirement? (Laura Oslund)
- Future Presentations
  - Toxicology Labs, Administrative Courts, Prosecutions, DUI Courts, DMV
- Speakers/Topics of Interest
  - What impairment of marijuana looks like
- If anyone has any questions, concerns, or wants to be added to the agenda reach-out to Meg Matta (mmatta@dps.state.nv.us).

## Links/Resources:

- [STRATEGIC HIGHWAY SAFETY PLAN - Zero Fatalities \(zerofatalitiesnv.com\)](https://zerofatalitiesnv.com)
- [2024 Traffic Safety Summit - Zero Fatalities \(zerofatalitiesnv.com\)](https://zerofatalitiesnv.com)
  - [2024 Traffic Safety Awards](#)
- [Nevada Fall Transportation Summit](#)
- [Nevada Advisory Committee on Traffic Safety - Zero Fatalities \(zerofatalitiesnv.com\)](https://zerofatalitiesnv.com)
- [HSIP Reporting](#)
- [NHTSA Fatality and Injury Reporting System Tool \(FIRST\)](#)

## Attachments:

- A. Task Force Roster/Attendance
- B. Statewide Monthly Fatality Data (as of 06/30/24)
- C. Impaired Driving Program Strategies and Action Steps
- D. SHSP Impaired Driving Prevention Strategies and Action Steps



## Impaired Driving Prevention Key Area Meeting Agenda

**Date/Time:** Wednesday, August 7, 2024 | 12:00pm – 1:30pm

---

**Dial-In:** 1-984-204-1608 (Conference ID 845 589 99#)

---

**Online Code:** Click [here](#) to join online (Meeting ID 262 372 777 654 / Code: osD9e8)

### Agenda

- 1. **Welcome and Introductions** Meg
  - a. Introduction of Deborah Huff, New Vice-Chair
- 2. **Approve Meeting Minutes** Meg
- 3. **Judicial Report**
  - a. Judge Pearson, ABA Regional JOL
  - b. Judge Montero, Nevada JOL
- 4. **Data Update**
  - o FARS Fatality Data Anita/Adam
  - o TRCC Update Kevin
  - o Labs – Toxicological Terry Suffecool
- 5. **Agency Update(s)**
- 6. **Impaired Driving Prevention Report** Meg
- 7. **Training** Deborah
- 8. **Action Item Updates/Discussion** Meg
- 9. **Cannabis Safety – DUI Education Servers/Tenders** Meg
- 10. **Presentation** Mike Thiele
  - a. Law Enforcement – DUI Recognition/Apprehension
- 11. **Open Discussion** Meg
  - a. Topic(s) For Next Meeting
  - b. Future Presentation Series (10 Minutes)
    - i. Toxicology Labs, Administrative Court, Prosecutions, DUI Courts, DMV
  - c. Speakers/Topics of Interest

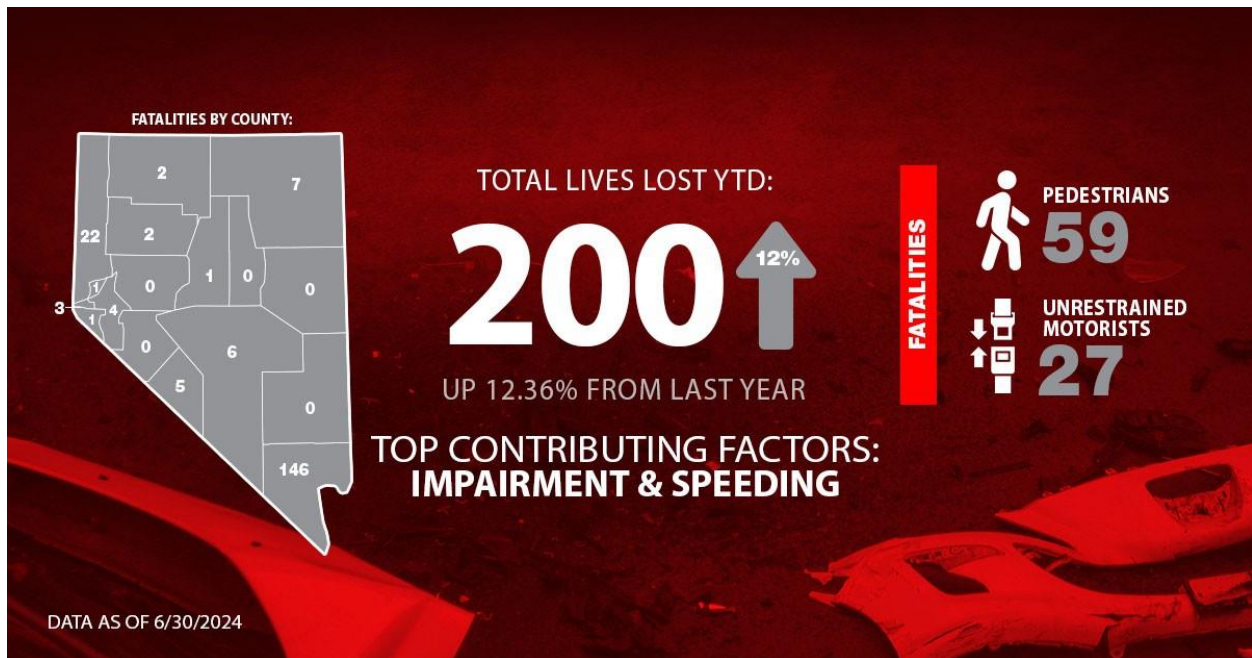
12. Upcoming Meetings

Tim

- Nevada Fall Transportation Conference - October 23/24, 2024, LV
- Traffic Safety Summit – November 12-14, 2024, Reno
- Next Meeting – Wednesday November 6, 2024, 12:00-1:30 pm
- Whitelist email address: [zerofatalitiesnv@kimley-horn.com](mailto:zerofatalitiesnv@kimley-horn.com)

Attachments:

1. April Meeting (Q2) Notes
2. FARS Reports
3. SHSP Action Tracking as of 07/31/24
4. Impaired Driving Prevention Plan Strategy Tracking as of 07/31/24





## Impaired Driving Prevention Q3 Meeting August 7, 2024 Attendees

### Name

Burrows, Tim  
Jalaine Stanton (Unverified)  
Astles, David  
Andrew Granata  
Richard Buma  
Sheri Brueggemann  
Hanin Abboud Rodriguez  
Matthew Cambron  
Deb Huff (Unverified)  
Linda M. Powell  
Meg Matta  
Johnean J. Morrison  
Mike Thiele  
Scott Swain  
Mickey Yasmer Advanced DUI (Unverified)  
Debbie Zelinski (Unverified)  
Justin McDonald  
Laura L Oslund PACE Coalition (Unverified)  
Todd Hartline  
Terri Suffecool  
Maria Martinez Ramos  
Cassandra Diaz  
Amanda Pearson  
Judge Pearson (Unverified)  
Kevin Tice  
Johnson, Elliott  
Roper, Justin  
Saner, Lindsay  
Tisler, Lacey L.  
Jenise Johnson (Unverified)  
Ayla Babakitis  
+17756877101 (Unverified)  
Anita Pepper  
Craig Merrill (Unverified)

### Email

Tim.Burrows@kimley-horn.com  
Jalaine Stanton <jalainestanton@gmail.com>  
DAstles@washoecounty.gov  
agranata@dps.state.nv.us  
rbuma@carson.org  
sbrueggemann@dps.state.nv.us  
abboudh@unr.edu  
mcambron@dps.state.nv.us  
d.huff@dps.state.nv.us  
LPowell@dmv.nv.gov  
mmatta@dps.state.nv.us  
jjmorrison@dps.state.nv.us  
M9199T@LVMPD.COM  
sswain@dps.state.nv.us  
[mickey@advanceddui.com](mailto:mickey@advanceddui.com)  
[debbie@dawnshopefoundation.org](mailto:debbie@dawnshopefoundation.org)  
jmcdonald@dps.state.nv.us  
laura@pacecoalition.org  
thartline@dps.state.nv.us  
T13316S@LVMPD.COM  
mramos@LasVegasNevada.GOV  
cadiaz@LasVegasNevada.GOV  
Amanda.Pearson@ClarkCountyNV.gov  
region8jol@gmail.com <region8jol@gmail.com>  
KTice@dps.state.nv.us  
Elliott.Johnson@washoecourts.us  
JRoper@washoecounty.gov  
lindsay.saner@kimley-horn.com  
ltisler@dot.nv.gov  
Jenise Johnson <JohnsonJen@clarkcountycourts.us>  
ababakitis@DrugFreeLasVegas.org  
a.pepper@dps.state.nv.us  
Craig Merrill <craig@sierracounseling.com>



## Impaired Driving Prevention Q3 Meeting August 7, 2024 Attendees

**Name**

Nick Nordyke

Leal, Rafael VHAREN

Amy Davey

Michael Montero (Unverified)

+17023394673 (Unverified)

Wood, Timber

**Email**

nnordyke@dps.state.nv.us

Rafael.Leal@va.gov

amy.davey@dps.state.nv.us

judge.monteronvjol@gmail.com <judge.monteronvjol@gmail.com>

twood@dot.nv.gov

Drug	Count	Poly	Marijuana Only
Delta 9	84	30	54
Cannabinoid, Type Unknown	52	19	33
Methamphetamine	38	37	
Amphetamine	36	34	
Fentanyl	13	11	
Morphine	7	7	
Oxycodone	7	4	
Benzoylcegonine	6	5	
Tetrahydrocannabinols (THC)	6	2	4
Hydromorphone	4	3	
Nordiazepam	4	4	
Marijuana	4	2	2
Hydrocodone	3	2	
Midazolam	3	2	
Cocaine	3	3	
Phencyclidine	3	1	
Tested For Drugs, Drugs Found, Type Unknown/Positive	3	0	
Levomethorphan	2	2	
Oxymorphone	2	2	
Diazepam	2	2	
Methadone	1	1	
Levorphanol	1	1	
Narcotics,TypeUnknown	1	0	
Alprazolam	1	1	
Benzodiazapines	1	1	
Clobazam	1	1	
Clonazepam	1	1	
Temazepam	1	1	
Other Drug	1	1	
Alcohol Only >.08	42		
Alcohol + Drugs	47		

Total Drug Involved

132

<b>2020</b>	<b>#</b>	<b>2021</b>	<b>#</b>	<b>2022</b>	<b>#</b>
1 Amphetamine	33	Methamphetamine	38	Methamphetamine	40
2 Methamphetamine	29	Amphetamine	36	Amphetamine	39
3 Fentanyl	6	Fentanyl	13	Benzoylcegonine	17
4 Morphine	6	Morphine	7	Fentanyl	14
5 Hydrocodone	4	Oxycodone	7	Morphine-Free	8
6 Phencyclidine	4	Benzoylcegonine	6	Hydrocodone	6
7 Alprazolam	3	Hydromorphone	4	Oxycodone	6
8 Benzoylcegonine	3	Nordiazepam	4	Morphine	5
9 Cocaine	3	Hydrocodone	3	Midazolam	5
10 Codeine	2	Midazolam	3	Methoxyacetylfentanyl	4
Total Drug Involved	112	Total Drug Involved	132	Total Drug Involved	150

**DATE OF REPORT: 07/24/2024**  
**REPORTING PERIOD: January 1-December 31, 2021-2022**

**TO:** PUBLIC SAFETY, DIRECTOR NDOT, HIGHWAY SAFETY COORDINATOR, NDOT TRAFFIC ENGINEERING, FHWA, LAW ENFORCEMENT AGENCIES

**FROM:** THE OFFICE OF TRAFFIC SAFETY, STATE FATAL DATA  
 PREPARED BY: ADAM ANDERSON, FATAL ANALYST

**SUBJECT:** SUBSTANCE INVOLVED FATALITIES BY COUNTY, MONTH, YEAR AND PERCENT CHANGE.

**Key:** Alcohol= Alcohol involved only  
 Marijuana= Marijuana involved only  
 Other Drug= Other single drug involved not including marijuana  
 Poly-Substance= Any combination of involved drug(s) and/or alcohol  
 Any Marijuana= All instances where Marijuana is detected, alone or with other drugs and/or alcohol.

**Important:** Alcohol data reflects .08 or greater BACs.  
 Marijuana, Other Drug, and Poly-Substance data reflects **any** amount of reported substance.  
 The data reflects the presence of substances (per NRS 484c.080) for the driver, pedestrian, motorcyclist, bike, and/or other (scooter, moped, atv) that were involved in the fatal crash; however, not necessarily the fatality.

COUNTY	2021 Crashes	2022 Crashes	% Change	2021 Fatalities	2022 Fatalities	% Change	2021 Alcohol	2022 Alcohol	% Change	2021 Marijuana	2022 Marijuana	% Change	2021 Other Drug	2022 Other Drug	% Change	2021 Poly-Substance	2022 Poly-Substance	% Change	2021 Any Marijuana	2022 Any Marijuana	% Change
CARSON	4	4	0.00%	4	4	0.00%	1	2	100.00%	0	1	100.00%	0	0	0.00%	3	1	-66.67%	2	1	-50.00%
CHURCHILL	5	8	60.00%	5	8	60.00%	1	4	300.00%	2	4	100.00%	0	0	0.00%	2	1	-50.00%	3	4	33.33%
CLARK	142	149	4.93%	151	169	11.92%	31	37	19.35%	22	23	4.55%	8	11	37.50%	88	98	11.36%	79	81	2.53%
DOUGLAS	3	4	33.33%	3	4	33.33%	2	3	50.00%	0	0	0.00%	0	0	0.00%	1	1	0.00%	0	0	0.00%
ELKO	5	6	20.00%	5	7	40.00%	1	1	0.00%	0	0	0.00%	0	0	0.00%	5	5	0.00%	3	2	-33.33%
ESMERALDA	0	0	0.00%	0	0	0.00%	0	0	0.00%	0	0	0.00%	0	0	0.00%	0	0	0.00%	0	0	0.00%
EUREKA	0	1	100.00%	0	1	100.00%	0	1	100.00%	0	0	0.00%	0	0	0.00%	0	0	0.00%	0	0	0.00%
HUMBOLDT	4	6	50.00%	4	8	100.00%	2	2	0.00%	0	1	100.00%	1	0	-100.00%	1	3	200.00%	0	2	200.00%
LANDER	0	1	100.00%	0	3	300.00%	0	0	0.00%	0	0	0.00%	0	0	0.00%	0	1	100.00%	0	1	100.00%
LINCOLN	0	2	200.00%	0	2	200.00%	0	1	100.00%	0	0	0.00%	0	0	0.00%	0	1	100.00%	0	1	100.00%
LYON	10	3	-70.00%	12	3	-75.00%	3	1	-66.67%	1	0	-100.00%	2	0	-100.00%	4	2	-50.00%	2	1	-50.00%
MINERAL	2	3	50.00%	3	3	0.00%	1	1	0.00%	1	0	-100.00%	0	1	100.00%	0	1	100.00%	1	1	0.00%
NYE	10	10	0.00%	15	11	-26.67%	2	2	0.00%	1	1	0.00%	3	1	-66.67%	4	6	50.00%	3	4	33.33%
PERSHING	1	4	300.00%	1	4	300.00%	0	0	0.00%	1	1	0.00%	0	1	100.00%	0	2	200.00%	1	2	100.00%
STOREY	2	2	0.00%	2	2	0.00%	0	1	100.00%	1	0	-100.00%	0	0	0.00%	1	1	0.00%	1	1	0.00%
WASHOE	24	36	50.00%	24	36	50.00%	4	9	125.00%	8	7	-12.50%	2	3	50.00%	12	18	50.00%	15	18	20.00%
WHITE PINE	2	0	-100.00%	2	0	-100.00%	1	0	-100.00%	0	0	0.00%	0	0	0.00%	1	0	-100.00%	1	0	-100.00%
<b>TOTAL FOR REPORTING PERIOD</b>	<b>214</b>	<b>239</b>	<b>11.68%</b>	<b>231</b>	<b>265</b>	<b>14.72%</b>	<b>49</b>	<b>65</b>	<b>32.65%</b>	<b>37</b>	<b>38</b>	<b>2.70%</b>	<b>16</b>	<b>17</b>	<b>6.25%</b>	<b>122</b>	<b>141</b>	<b>15.57%</b>	<b>111</b>	<b>119</b>	<b>7.21%</b>

THIS REPORT IS A POINT IN TIME COMPARISON  
 THIS DATA DOES NOT INCLUDE FIELDS MARKED BY THE OFFICER AS UNKNOWN.

	2021 Total Crashes	2021 Total Fatalities	2022 Total Crashes	2022 Total Fatalities
	360	385	384	417
% Substance Involved	59.44%	60.00%	62.24%	63.55%

DATE OF REPORT: 7/3/2024  
 DATA AS OF: 6/30/2024

TO: PUBLIC SAFETY, DIRECTOR NDOT, HIGHWAY SAFETY COORDINATOR, NDOT TRAFFIC ENGINEERING, FHWA, LAW ENFORCEMENT AGENCIES  
 FROM: THE OFFICE OF TRAFFIC SAFETY, STATE FATAL DATA  
 PREPARED BY: ADAM ANDERSON, FARS ANALYST  
 SUBJECT: FATALITIES BY COUNTY, PERSON TYPE, DAY, MONTH, YEAR AND PERCENT CHANGE.

Month	2023 Crashes	2024 Crashes	% Change	Month	2023 Fatalities	2024 Fatalities	% Change
JAN	25	36	44.00%	JAN	27	39	44.44%
FEB	15	17	13.33%	FEB	17	19	11.76%
MAR	26	33	26.92%	MAR	26	39	50.00%
APR	37	28	-24.32%	APR	40	35	-12.50%
MAY	30	36	20.00%	MAY	33	38	15.15%
JUN	32	29	-9.38%	JUN	35	30	-14.29%
JUL	0	0	0.00%	JUL	0	0	0.00%
AUG	0	0	0.00%	AUG	0	0	0.00%
SEP	0	0	0.00%	SEP	0	0	0.00%
OCT	0	0	0.00%	OCT	0	0	0.00%
NOV	0	0	0.00%	NOV	0	0	0.00%
DEC	0	0	0.00%	DEC	0	0	0.00%
<b>Reporting Period Total</b>	<b>165</b>	<b>179</b>	<b>8.48%</b>	<b>Reporting Period Total</b>	<b>178</b>	<b>200</b>	<b>12.36%</b>
<b>Year End Total</b>	<b>351</b>			<b>Year End Total</b>	<b>389</b>		

**KNOWN FATAL COMPARISON BETWEEN 2023 AND 2024.**

COUNTY	2023 Crashes	2024 Crashes	% Change	2023 Fatalities	2024 Fatalities	% Change	2023 Occupants	2024 Occupants	% Change	2023 Unrestrained	2024 Unrestrained	% Change
CARSON	4	2	-50.00%	5	3	-40.00%	3	2	-33.33%	0	0	0.00%
CHURCHILL	3	0	-100.00%	3	0	-100.00%	3	0	-100.00%	0	0	0.00%
CLARK	109	130	19.27%	116	146	25.86%	53	59	11.32%	21	18	-14.29%
DOUGLAS	1	1	0.00%	1	1	0.00%	1	1	0.00%	0	0	0.00%
ELKO	2	6	200.00%	2	7	250.00%	2	7	250.00%	2	2	0.00%
ESMERALDA	2	3	50.00%	2	5	150.00%	2	1	-50.00%	0	0	0.00%
EUREKA	0	0	0.00%	0	0	0.00%	0	0	0.00%	0	0	0.00%
HUMBOLDT	3	2	-33.33%	4	2	-50.00%	3	2	-33.33%	2	0	-100.00%
LANDER	1	1	0.00%	1	1	0.00%	1	1	0.00%	1	0	-100.00%
LINCOLN	2	0	-100.00%	2	0	-100.00%	2	0	-100.00%	1	0	-100.00%
LYON	3	4	33.33%	3	4	33.33%	1	3	200.00%	1	1	0.00%
MINERAL	0	0	0.00%	0	0	0.00%	0	0	0.00%	0	0	0.00%
NYE	8	6	-25.00%	12	6	-50.00%	10	5	-50.00%	1	2	100.00%
PERSHING	0	2	200.00%	0	2	200.00%	0	2	200.00%	0	0	0.00%
STOREY	0	1	100.00%	0	1	100.00%	0	0	0.00%	0	1	100.00%
WASHOE	25	21	-16.00%	25	22	-12.00%	9	9	0.00%	2	3	50.00%
WHITE PINE	2	0	-100.00%	2	0	-100.00%	2	0	-100.00%	1	0	-100.00%
<b>Reporting Period Total</b>	<b>165</b>	<b>179</b>	<b>8.48%</b>	<b>178</b>	<b>200</b>	<b>12.36%</b>	<b>92</b>	<b>92</b>	<b>0.00%</b>	<b>32</b>	<b>27</b>	<b>-15.63%</b>
<b>Year End Total</b>	<b>351</b>			<b>389</b>			<b>200</b>			<b>66</b>		

**KNOWN COMPARISON OF FATALITIES BY PERSON TYPE BETWEEN 2023 AND 2024.**

COUNTY	2023 Pedestrian	2024 Pedestrian	% Change	2023 Motorcyclist	2024 Motorcyclist	% Change	2023 Bicyclist	2024 Bicyclist	% Change	2023 Other (Scooter, Moped, ATV)	2024 Other (Scooter, Moped, ATV)	% Change
CARSON	2	1	-50.00%	0	0	0.00%	0	0	0.00%	0	0	0.00%
CHURCHILL	0	0	0.00%	0	0	0.00%	0	0	0.00%	0	0	0.00%
CLARK	34	52	52.94%	24	29	20.83%	3	4	33.33%	2	2	0.00%
DOUGLAS	0	0	0.00%	0	0	0.00%	0	0	0.00%	0	0	0.00%
ELKO	0	0	0.00%	0	0	0.00%	0	0	0.00%	0	0	0.00%
ESMERALDA	0	0	0.00%	0	4	400.00%	0	0	0.00%	0	0	0.00%
EUREKA	0	0	0.00%	0	0	0.00%	0	0	0.00%	0	0	0.00%
HUMBOLDT	0	0	0.00%	1	0	-100.00%	0	0	0.00%	0	0	0.00%
LANDER	0	0	0.00%	0	0	0.00%	0	0	0.00%	0	0	0.00%
LINCOLN	0	0	0.00%	0	0	0.00%	0	0	0.00%	0	0	0.00%
LYON	1	1	0.00%	1	0	-100.00%	0	0	0.00%	0	0	0.00%
MINERAL	0	0	0.00%	0	0	0.00%	0	0	0.00%	0	0	0.00%
NYE	1	0	-100.00%	1	1	0.00%	0	0	0.00%	0	0	0.00%
PERSHING	0	0	0.00%	0	0	0.00%	0	0	0.00%	0	0	0.00%
STOREY	0	0	0.00%	0	0	0.00%	0	0	0.00%	0	1	100.00%
WASHOE	10	5	-50.00%	3	6	100.00%	3	2	-33.33%	0	0	0.00%
WHITE PINE	0	0	0.00%	0	0	0.00%	0	0	0.00%	0	0	0.00%
<b>Reporting Period Total</b>	<b>48</b>	<b>59</b>	<b>22.92%</b>	<b>30</b>	<b>40</b>	<b>33.33%</b>	<b>6</b>	<b>6</b>	<b>0.00%</b>	<b>2</b>	<b>3</b>	<b>50.00%</b>
<b>Year End Total</b>	<b>109</b>			<b>64</b>			<b>12</b>			<b>4</b>		

**THIS REPORT IS A POINT IN TIME COMPARISON**

**THIS DATA DOES NOT INCLUDE DATA FIELDS MARKED BY THE OFFICER AS UNKNOWN.**

**2023 DATA IS PRELIMINARY AND DOES NOT NECESSARILY INCLUDE FINAL REPORTS (FORM 5, CORONER, AND/OR TOXICOLOGY).**

**2024 DATA IS NOT FINAL UNTIL THE END OF DECEMBER 2025.**

**NOTE: The monthly report will be distributed by the 7th of each month.**

**Key:** Fatalities= Total number of reported fatalities (vehicle occupants, pedestrian, motorcyclist, bicyclist, and other).

Vehicle Occupants = Driver and occupant fatalities in a motor vehicle.

Vehicle Unrestrained = Driver and occupant fatalities in a motor vehicle unrestrained.

Pedestrian = Any person on foot, on a personal conveyance, or in a building.

Motorcyclist= A person riding any motor vehicle that has a seat or saddle for the use of its operator and is designed to travel on not more than three wheels in contact with the ground.

Bicyclist= A person on an other road vehicle that can be propelled by pedaling (bicycle, tricycle, unicycle, pedalcar, electric bike).

Other = A person on a scooter, moped, ATV, or other motorized vehicle not captured above on a roadway.

# IMPAIRED DRIVING STRATEGIC ACTION PLAN

## MONTHLY PROGRESS Action step review and success of implementations

August 7, 2024

### Strategy #1 DUI Laws and Enforcement - Alcohol and Drug Impaired Driving Laws, High Visibility Enforcement, Integrated Enforcement, Specialized Law Enforcement Training, Testing Devices and Toxicology Programs

Action Step #	Action Step Leader	Description	Output Measure	Quarterly Progress
1.1	TSRP Shannon Bryant	Support prosecution of impaired driving cases through coordination and education directed to prosecutors, toxicologists, and law enforcement. Chair Committee on Testing for Intoxication.	Conduct training for LEOs and prosecutors. Guidance to DUI prosecutors, videos on YouTube channel, Presentations at various conferences	Will report live
1.2	LELs Rob Honea and Todd Hartline	Law Enforcement Liaison (LEL) program.	LEL Program is maintained through a variety of contacts and communications	Ongoing communications between law enforcement agencies and Law Enforcement Liaisons to enhance activities, success and programmatic integrity.
1.3	Rob Honea, Deb Huff Todd Hartline	Enhance law enforcement training in alcohol and drug detection and equipment training	Number of officers trained in ARIDE, DRE, labs, Ignition Interlock device.	The April DRE training in southern NV had 9 graduates. The next class in southern NV is scheduled for Sept 16 <sup>th</sup> . We just completed our northern Nevada DRE Instructor School (14 students). Two DRE classes are scheduled to occur in Reno: The week of 8/26-29 The week of 9/3-6 These are 80-hour classes and there is no cost for the training. Contact Todd Hartline or Deb Huff if interested.
1.4	Rob Honea	Roadside Oral Fluid Project	Distribution and Stats	Distribution of devices has slowed, interest in implementing roadside oral fluid tests has dropped.
1.5	Impaired Driving TSEP stats from combined grants	HVE DUI saturation patrols various agencies and Joining Forces	HVE saturations increase number of arrests	YTD October 2023 – June 2024 <ul style="list-style-type: none"> <li>DUI arrests: 2169 @ 98% of LY</li> <li>Impaired crashes: 667 40% increase over LY 470</li> <li>SFSTs: 2777</li> </ul>
1.6	Dani Hafeman	Ignition Interlock	Number of DUI offenders installing ignition interlocks	Revise ignition interlock requirements.

**Strategy #2 Prosecution, Adjudication, Education and Offender Programs** - Screening and Intervention, Responsible Service, Alternative Transportation. Sociodemographic data Locations Partnerships Behavioral Change Models Solicitation of Proposals

Action Step #	Action Step Leader	Description	Output Measure	Quarterly Progress
2.1	Judge Montero SJOL	Nevada State JOL Peer Review	Establishment of new program.	Will report live
2.2	Judge Pearson Region 8 JOL	Increase communication and collaboration	Awareness of other states' strategies and successes	Will report live
2.3	Scott Swain	Expand 24/7 Sobriety Program	Implementation of a 24/7 program in other counties.	Two counties, Humboldt and Elko, have interest in implementing a 24/7 program. The interest is from the Judicial Branch. We are working through some details and encouraging participation from law enforcement and other stake holders. Some options being considered include the purchase of 24/7 Kiosks.
2.4	Meg Matta	Expand capacity of DUI Courts in Nevada	Program expansion, and training opportunities	From 1 participating court in 2020 to 7 courts going into 2025 grant season. Statewide training for judges and staff on assessment tools. Judge Huffman on DUI case adjudication at AOC Winter Seminar

**Strategy #3 Prevention and Intervention** - Partnerships Sociodemographic data Locations Partnerships Behavioral Change Models Solicitation of Proposals

Action Step #	Action Step Leader	Description	Output Measure	Quarterly Progress
3.1	Meg Matta	Expand programmatic efforts toward DUI prevention.	Implement additional programs to address prevention	Early Interventions Universal Screening and Intervention Cannabis Server Education
3.2	Consortium	Licensed drug and alcohol counselors, judges, DUI Court coordinators, employees of DMV and OTS work together to advance Early Intervention Strategies	Evidence-Based Curriculum adopted regulation of the DMV on 2/26/24 and will now be part of the Nevada Administrative Code 483.752, .767 and .782.	Providing support and information during the period of change. Will soon establish new focus on next steps.
3.3	Meg Matta	Improve alcohol- and drug-	Establish a process to collect	Ongoing

		impaired driving data and testing	more alcohol and drug related data.	
--	--	-----------------------------------	-------------------------------------	--


**Strategy #4 Communications and Outreach - Affected Communities Public Engagement, Impaired Driving Task Force/Coalitions Focus Groups Supporting Enforcement Partnerships**




Action Step #	Action Step Leader	Description	Output Measure	Quarterly Progress
4.1	Nick Nordyke	Zero Teen Fatalities	Prevention efforts aimed at populations and areas at greatest risk	No report at this time
4.2	Public Information Officer Anita Pepper	Public awareness of impaired driving enforcement efforts.	Track public information or outreach efforts that focus on impaired driving	Alternative transportation and significant news.
4.3	Community Organizations	PACT, Dawn's Hope		

## Key Area: Impaired Driving Prevention (IDP)

### Critical Emphasis Area: Impaired Driving (ID)

Strategy #1: Enhance driving under the influence (DUI) deterrence through improved criminal justice system response.

No.	Description	Action Step Leader	Completion (Est.)	Last Update	Status	Output Measure	Comment
1.1 (New)	Drug Recognition Expert Call-Out Program	Todd Hartline (DPS-OTS) Rob Honea (DPS-OTS)	Dec 2022	06/16/2022	 Substantial Progress	Program development, number of times implemented, cumulative statistics.	Testing for intox has been meeting. - working on changes to Nevada Administrative Code for evidentiary breath testing. - update the regulations to reflect current instrument, technologies and procedures - Breath alcohol trends (levels of alcohol we are seeing) that are being seen in DUI traffic stops. Washoe County has an upward trend that is being seen: are we seeing similarities in elimination rates = increasing drinking problem. Tends to support a need assessment for DUI offenders.
1.1	Enhance law enforcement training in alcohol and drug detection and equipment training.	Shannon Bryant (TSRP) Meg Matta (DPS-OTS) Rob Honea (DPS-OTS)	Jan 2022	11/11/2021	 Cancelled	N/A	removed due to redundant output measure with 2.3.
1.10	Implement recommendations from the 2020 Nevada Forensic Toxicology Lab Assessment.	Shannon Bryant (TSRP)	Dec 2022	08/10/2021	 Not Started	Implement recommendations.	N/A

1.2	Pursue legislation or rule change to mandate substance abuse assessments for all DUI offenders.	<a href="#">Michael Montero (NVJOL)</a>	Jun 2023	06/16/2022	 Moderate Progress	Legislative or rule change to implement.	44 Sotoxa devices have been put out through the state. Only 5 reports so far. 75 DREs in state 21 of 75 are instructors Cannabis Imp workshop in June waitlist of 30
1.3	Expand ignition interlock usage by DUI offenders and revise requirements to eliminate loopholes in sanction application.	<a href="#">Dani Hafeman (DPS-OTS)</a>	Jun 2023	11/11/2021	 Moderate Progress	Number of DUI offenders installing ignition interlocks. Revise ignition interlock requirements.	Dani has been in contact with Parole & Probation and gotten information out to the DUI adjudicators. Channels of communication have been opened in regard to how the violations are going to be addressed. She is also in the process of getting the regulations finalized to start having workshops with the key stakeholders.
1.4	Expand 24/7 Sobriety Program to Clark County.	<a href="#">Rob Honea (DPS-OTS)</a>	Dec 2022	06/16/2022	 Not Started	Implement a 24/7 program in Clark County.	There has been no update on this program at all. Need the help of the SJOL to help it along.
1.5	Support capacity of DUI Courts in Nevada and support education on best practices	<a href="#">Meg Matta (DPS-OTS)</a>	Dec 2022	06/16/2022	 Substantial Progress	Recidivism rates	The AOC has begun gathering statewide data on DUI court recidivism data. The first output showed a statewide recidivism rate of 15%, which is about the national average. Plans are underway to train DUI courts on the use of the CARS screening and assessment tool. Separate trainings will be held for the judges, and for the case managers/coordinators, hopefully in the early part of next year.

1.6	Improve the ability of the criminal justice system to effectively and appropriately manage impaired driving cases through coordination and education directed to prosecutors, toxicologists, law enforcement, and judges.	<a href="#">Shannon Bryant (TSRP)</a>	Jun 2024	06/20/2023	 Moderate Progress	Conduct trainings for law enforcement, prosecutors, joint law enforcement/prosecutors. Work with JOL to train judges. Develop online database of recorded and printed media (video presentations and brief banks). Present to judicial conferences.	End date was updated from 6-30-2022 to 6-29-2024.
1.7	Work together with NHTSA Region 8 JOL to strengthen ties with the Nevada DUI Courts.	<a href="#">Meg Matta (DPS-OTS)</a>	Dec 2022	06/16/2022	 Initiated	Increase meetings and collaboration.	Currently engage in quarterly meetings with the Region 8 JOL, the State JOL and OTS. Focus is on improvements on assessments of DUI offenders and sentencing. Focus on including SAFE System with focus on use of CARS and evidence-based curriculum for DUI offenders that includes early intervention strategies. Concerns re: slow test results from laboratories.
1.8	Establish and support a Nevada State JOL position.	<a href="#">Meg Matta (DPS-OTS)</a>	Dec 2021	08/23/2023	 Completed	Establishment of a new program.	Judge Michael Montero is Nevada state JOL.
1.9	Establish and support a Tribal Court Liaison.	<a href="#">Meg Matta (DPS-OTS)</a>	Dec 2021	11/11/2021	 Completed	Establishment of a new program.	Judge Jan Morris is serving as the Tribal Court Liaison for Nevada.

**Strategy #2:** Support training and education for law enforcement agencies and commit to high-visibility DUI enforcement.

No.	Description	Action Step Leader	Completion (Est.)	Last Update	Status	Output Measure	Comment
2.1	Continue HVE DUI saturation patrols.	<a href="#">Carrie Krupp (DPS-OTS)</a> <a href="#">Meg Matta (DPS-OTS)</a>	Jun 2022	06/16/2022	 Substantial Progress	N/A	More frequent DUI saturation patrols are scheduled for this grant period, and data will be combined to produce one picture for the state.
2.2	Continue Joining Forces integrated impaired driving and seatbelt enforcement.	<a href="#">Carrie Krupp (DPS-OTS)</a>	Jun 2022	11/11/2021		N/A	On-going Joining Forces events.
2.3	Support and expand DRE and ARIDE training.	<a href="#">Rob Honea (DPS-OTS)</a>	Dec 2022	11/11/2021	 Substantial Progress	Number of officers trained in DRE and ARIDE; also in interlock, Intoxilyzer and phlebotomy	We had a DRE class in April with 8 new officers being certified. Also, 2 new DRE instructors completed their certification. LVMPD is putting on 2 (in house) ARIDE classes this week, I do not have a number or officers enrolled at this point. The DPS Academy ARIDE block is being held July 5th and 6th and these students from outside agencies will attend on those dates. My DRE School is scheduled for July 11-23 in Reno.
2.4	Public awareness of impaired driving enforcement efforts.		Jun 2024	08/23/2023	 Initiated	Track public information or outreach efforts that focus on impaired driving.	Coordinate with Anita Pepper, OTS PIO.
2.5	Sustain Law Enforcement Liaison (LEL) program.		Dec 2025	06/16/2022	 Completed	N/A	Accomplished. There are two LELs on staff, one for the north and one for the south.

**Strategy #3: Improve understanding of impaired driving issues through better data.**

No.	Description	Action Step Leader	Completion (Est.)	Last Update	Status	Output Measure	Comment
3.1	Improve alcohol- and drug- impaired driving data and testing.	Meg Matta (DPS-OTS)	N/A	11/12/2021	○ Initiated	Establish a process to collect more alcohol and drug related data.	New efforts to focus in on the number of DUI charges that are pled down to reckless driving, and possibly identify where the problems occur.
3.2	Obtain DUI court data on caseloads and recidivism.	Meg Matta (DPS-OTS)	Dec 2022	06/16/2022	○ Moderate Progress	Improved data on DUI court outcomes, or clarity on the overall percentage of DUI cases referred to specialty court	Judge Morris has been actively meeting with tribal courts, some of which are quite are modest with miniscule caseloads. and individuals who are interested in learning more about DUI courts and other alternatives to incarceration possibly coordinating tribal programs and treatment services with state courts and vice versa. There is interest in creating tribal resources that could serve the urban Indian population in Las Vegas. Also interest in southern Nevada for culturally informed tribal services that could possibly extend beyond impaired driving to address other substance-use-involved criminal behavior.

**Strategy #4:** Improve primary prevention efforts aimed at driving under the influence or riding with an impaired driver.

No.	Description	Action Step Leader	Completion (Est.)	Last Update	Status	Output Measure	Comment
4.1	Expand programmatic efforts toward DUI prevention.	<a href="#">Meg Matta (DPS-OTS)</a>	Dec 2022	06/16/2022	○ Moderate Progress	Implement additional programs to address prevention	A pilot program will be underway in the Reno Justice Court beginning October 1. The program will have a test group of an estimated 1200 DUI Court participants using evidence-based curricula vs the control group using current curricula. Evaluations will include pre/posttests, recidivism data tracked by the AOC, and surveys of participants for qualitative information.
4.2	Provide education to young drivers regarding impaired driving.	<a href="#">Nick Nordyke (DPS-OTS)</a>	Dec 2022	11/12/2021	○ Moderate Progress	Prevention efforts aimed at populations and areas at greatest risk	End date was updated to 12-31-2022.



Challenge Coins shared in chat by Officer Thiele