



Impaired Driving Prevention Key Area

Meeting Agenda

Chair: Shannon Bryant, NV Traffic Safety Resource Prosecutor
Vice Chair: Meg Matta, Office of Traffic Safety

Date/Time:	Thursday, August 24, 2023 1:30pm – 3:00pm
Dial-In/Online:	984-204-1608 Click here to join online
Code:	580 919 06#

Agenda

- | | |
|---|-------------|
| 1. Welcome and Introductions | Shannon |
| 2. Notes from 05/25/23 Meeting | Shannon |
| 3. Data Update | |
| ○ Monthly Fatality Data | Lindsay |
| ○ Traffic Records Coordinating Committee Update | Kevin |
| 4. Nevada Advisory Committee on Traffic Safety Update | Andrew |
| 5. DPS-OTS Update | OTS Staff |
| 6. NDOT Update | Lacey |
| 7. Update on Strategies and Action Steps | Meg |
| ○ Consortium for Evidence-Based Curricula | |
| ○ 2024 Grant Agreements Update | |
| 8. 2023 Nevada Traffic Safety Summit | Meg/Lindsay |
| 9. Open Discussion | Shannon |
| 10. Upcoming Meetings | Lindsay |
| ○ Nevada Traffic Safety Summit – September 12-14, 2023 | |
| ○ NVACTS – Thursday, September 14, 12:00-2:00 pm | |
| ○ Traffic Records Coordinating Committee Meeting – Tuesday, September 19, 1:30-3:00pm | |
| ○ Next Meeting – Thursday, January 25, 1:30-3:00 pm | |

Attachments:

- A. Summary from 05/25/23 Impaired Driving Task Force Meeting
- B. Monthly Fatality Updates
- C. Impaired Driving Strategies and Action Steps



Impaired Driving Prevention Meeting Summary

Date/Time: Thursday, May 25, 2023

Chair: Shannon Bryant, NV Traffic Safety Resource Prosecutor (TSRP), Washoe County District Attorney

Vice Chair: Meg Matta, DPS OTS

Facilitator: Lindsay Saner, Kimley Horn

Attendees

- See attached.

Topics

- Meeting Minutes from February Meeting – See attached.
- Data Update – Monthly Statewide Fatal Report, as of April 30 (see attached).
 - Note: report on latest substance involved poly-substance data at next meeting.
 - Nevada crash data available at www.nevadacrashdata.com.
 - Monthly fatal reports sent by Kim Smith, PIO for Nevada State Police.
- Traffic Records Coordinating Committee (TRCC) Updates:
 - The next TRCC meeting is on Tuesday, June 20 at 1:30 PM.
 - Dr. Nambisan shared that there is a study at UNLV on adjudication of citations in Nevada, which will include a summary of best practices and recommendations for better traffic records.
- Nevada Advisory Committee on Traffic Safety Updates:
 - The most recent NVACTS meeting was March 9, 2023. You can review the meeting minutes and view the recording here: [Nevada Advisory Committee on Traffic Safety - Zero Fatalities \(zerofatalitiesnv.com\)](https://www.zerofatalitiesnv.com)
 - The Traffic Safety Policy Priority Working Group meets bi-weekly to discuss traffic safety priorities for the 2023 Legislative Session. Fact sheets are final and can be found here: [Nevada Advisory Committee on Traffic Safety - Zero Fatalities \(zerofatalitiesnv.com\)](https://www.zerofatalitiesnv.com).
 - NVACTS is soliciting ideas for policy priorities from the task forces. If you have any suggestions or ideas related to impaired driving, let Shannon or Lindsay know. You can also complete the attached template and submit.
 - The next NVACTS meeting will be June 8. If you would like to be added to the meeting announcement list for future NVACTS meetings, email lindsay.saner@kimley-horn.com.

- Reno Police Department Oral Fluid Devices
 - Lt. Mike Browett with Reno PD shared their experience with two oral fluid testing devices, which were funded by a grant from OTS. In general, the DUI officers have positive feedback about the devices and they have provided some interesting findings. The oral fluid tests (OFT) are consensual and are another tool to use to collect data for the investigation. Tests costs about \$25 each, and are used for special cases. Officer asks the driver what they think they device will show, and about half the time they provide an honest response.
 - Devices provide information that helps identify appropriate treatment for people before they go to trial. Helps to mitigate risks while they are going through the process.
 - Since the test is consensual and not statutory, the driver cannot be assessed the fee to cover the costs of the tests.
 - RPD has a new grant request to OTS for two additional devices, which would then cover all four DUI Officers for RPD.
- Nevada Department of Transportation (NDOT) Updates:
 - Active Transportation Plan is coming soon from the Multimodal Planning team. The scope is currently in development.
 - FHWA special rule for vulnerable road users (VRU), requiring a VRU Assessment, to specifically address the safety of everyone who walks and rolls, with a focus on crash data and equity. The special rule triggers special funds from FHWA and requires 15% HSIP funds go to VRU projects.
 - Local Road Safety Plans are underway in North Las Vegas, CAMPO, and will be starting soon in Elko.
- Office of Traffic Safety (OTS) Updates:
 - Currently developing the Highway Safety Plan (HSP) for 2024-2026. New requirement this year for a Triennial plan, with annual benchmarks.
 - Reach out to OTS about project ideas, as OTS is always building programs. They are available any time, not just during the grant application window.
 - Nevada Traffic Safety Summit will be Sept 12-14 in Las Vegas. More info: [2023 Traffic Safety Summit - Zero Fatalities \(zerofatalitiesnv.com\)](https://zerofatalitiesnv.com)
- NHTSA Updates:
 - Impaired Driving Law Enforcement Summit June 21 in Denver (joint event with MADD)

Actions

- The Impaired Driving Program Plan was presented to the task force for review and comment. The plan was developed based on the results and recommendations of the NHTSA Impaired Driving Assessment that was conducted earlier this year. The final plan is attached and will be posted online.
- Update Strategies and Action Steps based on recommendations from the assessment. Update Action Plan online to add Judge Montero as action step lead.
- Expand task force membership, create breakout groups, develop strategies and recommendations.
- Joining Forces Impaired Driving Events – June 30-July 21.

- 1.6 – Washoe County held a Green Lab Training on March 25 for law enforcement and prosecutors. Working with Colorado's Traffic Safety Resource Prosecutor on best practices for a cannabis workshop in conjunction with ARIDE Training.

Decisions

- Next meeting of the Impaired Driving Key Area Task Force will be **Thursday, August 24, 1:30-3:00pm.**

Links/Resources:

- [STRATEGIC HIGHWAY SAFETY PLAN - Zero Fatalities \(zerofatalitiesnv.com\)](https://zerofatalitiesnv.com/strategic-highway-safety-plan-zero-fatalities)
- [2023 Traffic Safety Summit - Zero Fatalities \(zerofatalitiesnv.com\)](https://zerofatalitiesnv.com/2023-traffic-safety-summit-zero-fatalities)
- [Nevada Advisory Committee on Traffic Safety - Zero Fatalities \(zerofatalitiesnv.com\)](https://zerofatalitiesnv.com/nevada-advisory-committee-on-traffic-safety-zero-fatalities)

Attachments:

- A. Task Force Roster/Attendance
- B. Statewide Monthly Fatality Data (as of 4/30/23)
- C. Policy Priority Template
- D. Impaired Driving Program Plan
- E. Impaired Driving Strategies and Action Steps

DATE OF REPORT: 8/1/2023
DATA AS OF: 7/31/2023

TO: PUBLIC SAFETY, DIRECTOR NDOT, HIGHWAY SAFETY COORDINATOR, NDOT TRAFFIC ENGINEERING, FHWA, LAW ENFORCEMENT AGENCIES
FROM: THE OFFICE OF TRAFFIC SAFETY, STATE FATAL DATA
SUBJECT: PREPARED BY: ADAM ANDERSON, FARS ANALYST
FATALITIES BY COUNTY, PERSON TYPE, DAY, MONTH, YEAR AND PERCENT CHANGE.

Month	2022 Crashes	2023 Crashes	% Change	Month	2022 Fatalis	2023 Fatalis	% Change
JAN	20	25	25.00%	JAN	31	27	-12.90%
FEB	23	15	-34.78%	FEB	24	17	-29.17%
MAR	38	26	-31.58%	MAR	40	26	-35.00%
APR	31	37	19.35%	APR	32	40	25.00%
MAY	36	29	-19.44%	MAY	38	32	-15.79%
JUN	40	32	-20.00%	JUN	40	35	-12.50%
JUL	30	26	-13.33%	JUL	31	32	3.23%
AUG			0.00%	AUG			0.00%
SEP			0.00%	SEP			0.00%
OCT			0.00%	OCT			0.00%
NOV			0.00%	NOV			0.00%
DEC			0.00%	DEC			0.00%
Reporting Period Total	218	190	-12.84%	Reporting Period Total	236	209	-11.44%
Total				Total			

KNOWN FATAL COMPARISON BETWEEN 2022 AND 2023.

COUNTY	2022 Crashes	2023 Crashes	% Change	2022 Fatalities	2023 Fatalities	% Change	2022 Occupants	2023 Occupants	% Change	2022 Unrestrained	2023 Unrestrained	% Change
CARSON	3	4	33.33%	3	5	66.67%	3	3	0.00%	3	0	-100.00%
CHURCHILL	8	5	-37.50%	8	5	-37.50%	4	4	0.00%	2	0	-100.00%
CLARK	131	123	-6.11%	147	131	-10.88%	66	58	-12.12%	22	21	-4.55%
DOUGLAS	5	2	-60.00%	5	2	-60.00%	4	2	-50.00%	2	0	-100.00%
ELKO	7	3	-57.14%	8	3	-62.50%	6	3	-50.00%	4	2	-50.00%
ESMERALDA	0	2	200.00%	0	2	200.00%	0	2	200.00%	0	0	0.00%
EUREKA	4	0	-100.00%	4	0	-100.00%	4	0	-100.00%	2	0	-100.00%
HUMBOLDT	2	3	50.00%	2	4	100.00%	2	3	50.00%	0	2	200.00%
LANDER	2	1	-50.00%	2	1	-50.00%	2	1	-50.00%	2	1	-50.00%
LINCOLN	3	2	-33.33%	3	2	-33.33%	2	2	0.00%	2	1	-50.00%
LYON	6	3	-50.00%	6	3	-50.00%	3	1	-66.67%	2	1	-50.00%
MINERAL	2	1	-50.00%	2	2	0.00%	2	2	0.00%	0	0	0.00%
NYE	5	10	100.00%	6	17	183.33%	4	15	275.00%	2	1	-50.00%
PERSHING	4	0	-100.00%	4	0	-100.00%	4	0	-100.00%	2	0	-100.00%
STOREY	1	0	-100.00%	1	0	-100.00%	0	0	0.00%	0	0	0.00%
WASHOE	35	29	-17.14%	35	30	-14.29%	20	12	-40.00%	6	4	-33.33%
WHITE PINE	0	2	200.00%	0	2	200.00%	0	2	200.00%	0	1	100.00%
Reporting Period Total	218	190	-12.84%	236	209	-11.44%	126	110	-12.70%	51	34	-33.33%
Total												

KNOWN COMPARISON OF FATALITIES BY PERSON TYPE BETWEEN 2022 AND 2023.

COUNTY	2022 Pedestrian	2023 Pedestrian	% Change	2022 Motorcyclist	2023 Motorcyclist	% Change	2022 Bicyclist	2023 Bicyclist	% Change	2022 Other Scooter, Moped, ATV	2023 Other Scooter, Moped, ATV	% Change
CARSON	0	2	200.00%	0	0	0.00%	0	0	0.00%	0	0	0.00%
CHURCHILL	1	0	-100.00%	3	1	-66.67%	0	0	0.00%	0	0	0.00%
CLARK	39	39	0.00%	31	29	-6.45%	8	3	-62.50%	3	2	-33.33%
DOUGLAS	0	0	0.00%	1	0	-100.00%	0	0	0.00%	0	0	0.00%
ELKO	0	0	0.00%	2	0	-100.00%	0	0	0.00%	0	0	0.00%
ESMERALDA	0	0	0.00%	0	0	0.00%	0	0	0.00%	0	0	0.00%
EUREKA	0	0	0.00%	0	0	0.00%	0	0	0.00%	0	0	0.00%
HUMBOLDT	0	0	0.00%	0	1	100.00%	0	0	0.00%	0	0	0.00%
LANDER	0	0	0.00%	0	0	0.00%	0	0	0.00%	0	0	0.00%
LINCOLN	0	0	0.00%	1	0	-100.00%	0	0	0.00%	0	0	0.00%
LYON	0	1	100.00%	3	1	-66.67%	0	0	0.00%	0	0	0.00%
MINERAL	0	0	0.00%	0	0	0.00%	0	0	0.00%	0	0	0.00%
NYE	0	1	100.00%	1	1	0.00%	1	0	-100.00%	0	0	0.00%
PERSHING	0	0	0.00%	0	0	0.00%	0	0	0.00%	0	0	0.00%
STOREY	0	0	0.00%	1	0	-100.00%	0	0	0.00%	0	0	0.00%
WASHOE	5	10	100.00%	10	4	-60.00%	0	4	400.00%	0	0	0.00%
WHITE PINE	0	0	0.00%	0	0	0.00%	0	0	0.00%	0	0	0.00%
Reporting Period Total	45	53	17.78%	53	37	-30.19%	9	7	-22.22%	3	2	-33.33%
Total												

THIS REPORT IS A POINT IN TIME COMPARISON
THIS DATA DOES NOT INCLUDE DATA FIELDS MARKED BY THE OFFICER AS UNKNOWN.
2022 DATA IS PRELIMINARY AND DOES NOT NECESSARILY INCLUDE FINAL REPORTS (FORM 5, CORONER, AND/OR TOXICOLOGY).
2023 DATA IS NOT FINAL UNTIL THE END OF DECEMBER 2024.
NOTE: The monthly report will be distributed by the 7th of each month.

Key: Fatalities= Total number of reported fatalities (vehicle occupants, pedestrian, motorcyclist, bicyclist, and other).
Vehicle Occupants = Driver and occupant fatalities in a motor vehicle.
Vehicle Unrestrained = Driver and occupant fatalities in a motor vehicle unrestrained.
Pedestrian = Any person on foot, on a personal conveyance, or in a building.
Motorcyclist= A person riding any motor vehicle that has a seat or saddle for the use of its operator and is designed to travel on not more than three wheels in contact with the ground.
Bicyclist= A person on an other road vehicle that can be propelled by pedaling (bicycle, tricycle, unicycle, pedalcar, electric bike).
Other = A person on a scooter, moped, ATV, or other motorized vehicle not captured above on a roadway.

Key Area: Impaired Driving Prevention (IDP)





Critical Emphasis Area: Impaired Driving (ID)

Strategy #1: Enhance driving under the influence (DUI) deterrence through improved criminal justice system response.

No.	Description	Action Step Leader	Last Update	Status	Output Measure
1.1 (New)	Drug Recognition Expert Call-Out Program	Todd Hartline (DPS-OTS) Rob Honea (DPS-OTS)	06/16/2022	 Substantial Progress	Program development, number of times implemented, cumulative statistics.
1.1	Enhance law enforcement training in alcohol and drug detection and equipment training.	Shannon Bryant (TSRP) Meg Matta (DPS-OTS) Rob Honea (DPS-OTS)	11/11/2021	 Cancelled	N/A
1.10	Implement recommendations from the 2020 Nevada Forensic Toxicology Lab Assessment.	Shannon Bryant (TSRP)	08/10/2021	 Not Started	Implement recommendations.
1.2	Pursue legislation or rule change to mandate substance abuse assessments for all DUI offenders.	Michael Montero (NVJOL)	06/16/2022	 Moderate Progress	Legislative or rule change to implement.
1.3	Expand ignition interlock usage by DUI offenders and revise requirements to eliminate loopholes in sanction application.	Dani Hafeman (DPS-OTS)	11/11/2021	 Moderate Progress	Number of DUI offenders installing ignition interlocks. Revise ignition interlock requirements.
1.4	Expand 24/7 Sobriety Program to Clark County.	Rob Honea (DPS-OTS)	06/16/2022	 Not Started	Implement a 24/7 program in Clark County.
1.5	Support capacity of DUI Courts in Nevada and support education on best practices	Meg Matta (DPS-OTS)	06/16/2022	 Substantial Progress	Recidivism rates
1.6	Improve the ability of the criminal justice system to effectively and appropriately manage impaired driving cases through coordination and education directed to prosecutors, toxicologists, law enforcement, and judges.	Shannon Bryant (TSRP)	06/20/2023	 Moderate Progress	Conduct trainings for law enforcement, prosecutors, joint law enforcement/prosecutors. Work with JOL to train judges. Develop online database of recorded and printed media (video presentations and brief banks). Present to judicial conferences.

1.7	Work together with NHTSA Region 8 JOL to strengthen ties with the Nevada DUI Courts.	Meg Matta (DPS-OTS)	06/16/2022	 Initiated	Increase meetings and collaboration.
1.8	Establish and support a Nevada State JOL position.	Meg Matta (DPS-OTS)	08/23/2023	 Completed	Establishment of a new program.
1.9	Establish and support a Tribal Court Liaison.	Meg Matta (DPS-OTS)	11/11/2021	 Completed	Establishment of a new program.

Strategy #2: Support training and education for law enforcement agencies and commit to high-visibility DUI enforcement.

No.	Description	Action Step Leader	Last Update	Status	Output Measure
2.1	Continue HVE DUI saturation patrols.	Carrie Krupp (DPS-OTS) Meg Matta (DPS-OTS)	06/16/2022	 Substantial Progress	N/A
2.2	Continue Joining Forces integrated impaired driving and seatbelt enforcement.	Carrie Krupp (DPS-OTS)	11/11/2021		N/A
2.3	Support and expand DRE and ARIDE training.	Rob Honea (DPS-OTS)	11/11/2021	 Substantial Progress	Number of officers trained in DRE and ARIDE; also in interlock, Intoxilyzer and phlebotomy
2.4	Public awareness of impaired driving enforcement efforts.		08/23/2023	 Initiated	Track public information or outreach efforts that focus on impaired driving.
2.5	Sustain Law Enforcement Liaison (LEL) program.		06/16/2022	 Completed	N/A

Strategy #3: Improve understanding of impaired driving issues through better data.

No.	Description	Action Step Leader	Last Update	Status	Output Measure
3.1	Improve alcohol- and drug-impaired driving data and testing.	Meg Matta (DPS-OTS)	11/12/2021	<div><div></div>Initiated</div>	Establish a process to collect more alcohol and drug related data.
3.2	Obtain DUI court data on caseloads and recidivism.	Jan Morris (NTJC) Meg Matta (DPS-OTS)	06/16/2022	<div><div></div>Moderate Progress</div>	Improved data on DUI court outcomes, or clarity on the overall percentage of DUI cases referred to specialty court

Strategy #4: Improve primary prevention efforts aimed at driving under the influence or riding with an impaired driver.

No.	Description	Action Step Leader	Last Update	Status	Output Measure
4.1	Expand programmatic efforts toward DUI prevention.	Meg Matta (DPS-OTS)	06/16/2022	<div><div></div></div> Moderate Progress	Implement additional programs to address prevention
4.2	Provide education to young drivers regarding impaired driving.	Nick Nordyke (DPS-OTS)	11/12/2021	<div><div></div></div> Moderate Progress	Prevention efforts aimed at populations and areas at greatest risk