



## Vulnerable Road Users Task Force

### Meeting Agenda



**Date/Time:** Thursday, December 7, 2023 | 10:00am – 11:30am

**Dial-In/Online:** 984-204-1608 | [Click here to join online](#)

**Code:** 891 798 789#

### Agenda

1. **Welcome and Introductions** **Rebecca**
2. **Notes from Last Quarterly Meeting** **Rebecca**
3. **Data Update**
  - Monthly Fatality Data Lindsay
  - Traffic Records Coordinating Committee Update Kevin
4. **Agency Updates (NVACTS/NDOT/OTS/Others)** **Various**
5. **Update on Strategies and Action Steps**
  - Motorcyclists Justin
    - *Grant Assessments* *Justin*
    - *Coordination with Confederation of Clubs* *Laurie*
  - Pedestrians Erin
    - *VRU Safety Assessment* ([see full document here](#)) *McKenna*
    - *Lighting Recommendations* *Eric*
6. **Open Discussion** **All**
7. **Upcoming Meetings** **Lindsay**
  - Nevada Advisory Committee on Traffic Safety (NVACTS) – Thursday, December 14, 2:00-4:00 pm
  - Pedestrian Action Update Meeting (Vice Chair, Action Step Leaders) – Thursday, Feb 8
  - Motorcycles Action Update Meeting (Vice Chair, Action Step Leaders) – Thursday, Feb 8
  - Next Vulnerable Road Users Key Area Meeting – Thursday, March 7, 10:00-11:30 am

### Attachments:

- A. Summary from 8/10/23 Vulnerable Road Users Meeting (no attachments)
- B. Monthly Fatal Crash Report
- C. Strategies and Action Steps



## Vulnerable Road Users Task Force

### Meeting Summary



**Date/Time:** Thursday, August 10, 2023

**Chair:** Rebecca Kapuler, NDOT

**Vice Chair Motorcycles:** Justin McDonald, DPS-OTS, Nevada Rider

**Vice Chair Pedestrians:** Erin Breen, UNLV Vulnerable Road Users Project

**Facilitator:** Lindsay Saner, Kimley-Horn

### Attendees

- See attached sign-in sheet.

### Topics

- Summary from May Quarterly Meeting – see attached.
- Data Update – Monthly Statewide Fatal Report, as of July 31 (see attached).
  - Nevada crash data available at [www.nevadacrashdata.com](http://www.nevadacrashdata.com).
  - Monthly fatal reports sent by Anita Pepper, PIO for Office of Traffic Safety (a.pepper@dps.state.nv.us).
- Traffic Records Coordinating Committee (TRCC) Updates:
  - Dr. Artiga updated the AI speech recognition and dictation.
  - The next TRCC meeting is on September 19 at 1:30 PM.
- Nevada Department of Transportation (NDOT) Updates:
  - Lacey Tisler announced kicking off the annual round of preservation projects.
  - VRU assessment is very close to be shared. Analyzing Meyer Fundamental Data elements to check the road role in crashes.
  - Rebecca Kapuler shared the banners created with safety messages that will be distributed to schools through the Safe Routes to School Program. Potential for additional banners in Spanish.
    - NRS 484B.363 defines speed limit in school zone (15 mph) and school crossing zone (25 mph).
- Office of Traffic Safety (OTS) Updates:
  - Triannual Highway Safety Plan (HSP) – KH provided analysis of equity for the HSP as a fact sheet.
  - Working on capacity to report data on vulnerable communities.
  - Developing training on HSP and working on partner projects.
  - GHSA Annual Conference upcoming.
  - Zero Fatalities Program Manager position filled (Anita Pepper).

- OTS staff taking part at School Safety Conference and Driver Instructor Association meeting.
- Nevada Advisory Committee on Traffic Safety Updates:
  - The most recent NVACTS meeting was June 2023. You can review the meeting minutes and view the recordings here: [Nevada Advisory Committee on Traffic Safety - Zero Fatalities \(zerofatalitiesnv.com\)](https://www.zerofatalitiesnv.com)
  - The next NVACTS meeting will be September 14. If you would like to be added to the meeting announcement list for future NVACTS meetings, email [lindsay.saner@kimley-horn.com](mailto:lindsay.saner@kimley-horn.com).
  - Citation process working group is making progress assessing impact of citations' role in changing behavior.
- Motorcycle Updates
  - Contract almost finalized to do digital surveys. Once final, there will be a new study to discover reasons for people not wanting to get their Motorcycle (M) endorsement.
  - There is always a need for motorcycle training instructors.
  - Working on getting people to come in and have a 'skills check' done through a Ride Day (October 14<sup>th</sup>) for generating interest for licensing.
- Pedestrian Updates
  - Countermeasures and strategies for intersection and mid-block guidelines for pedestrian crossings is in progress, and will report more on that at a future meeting.
  - October is Pedestrian Safety Month.

## Actions

- Provide traffic safety policy priority recommendations to Lindsay ([lindsay.saner@kimley-horn.com](mailto:lindsay.saner@kimley-horn.com)). Recommendations will be heard at the NVACTS meeting on September 14, 2023.

## Next Meetings:

- Nevada Advisory Committee on Traffic Safety (NVACTS) – Thursday, September 14, 12:00-2:00 pm
- Pedestrian Action Update Meeting (Vice Chair, Action Step Leaders) – November TBD
- Motorcycles Action Update Meeting (Vice Chair, Action Step Leaders) – November TBD
- Next Vulnerable Road Users Key Area Meeting – Thursday, December 7, 10:00-11:30 am
- 2023 Nevada Traffic Safety Summit – September 12-14, 2023

## Attachments

- 08/10/2023 VRU Meeting Attendance/Task Force Roster
- 05/11/2023 Meeting Minutes
- 2023 YTD Statewide Fatality Data
- Motorcycles Action Steps
- Pedestrians Action Steps
- Traffic Safety Policy Priority Template

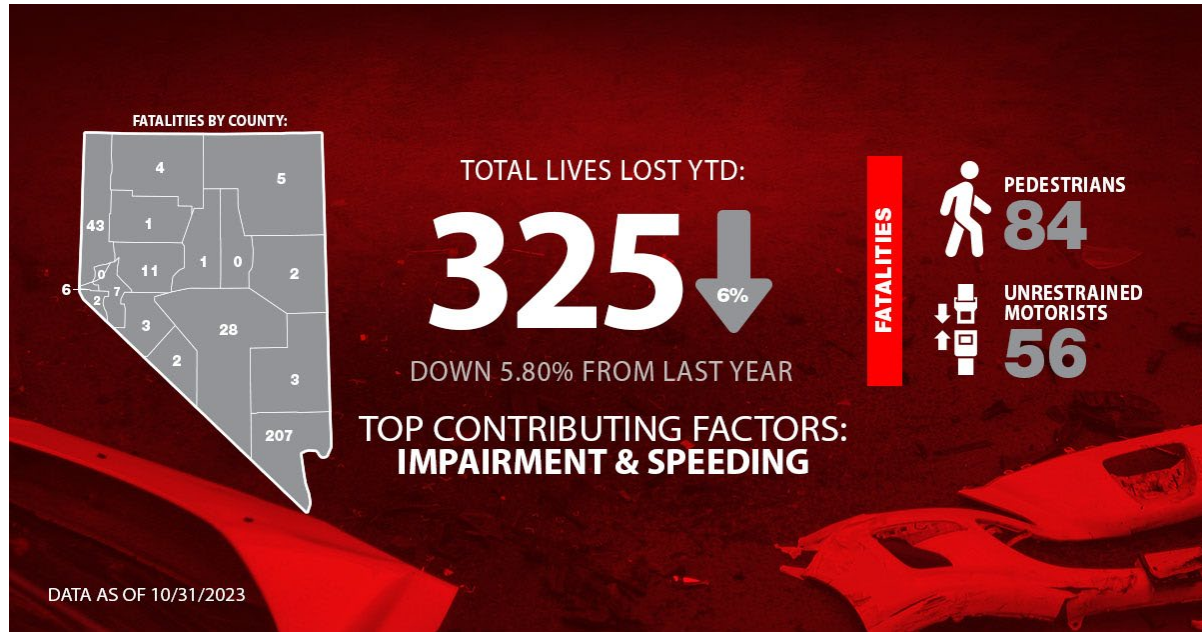
## Links

Nevada Strategic Highway Safety Plan: [STRATEGIC HIGHWAY SAFETY PLAN - Zero Fatalities \(zerofatalitiesnv.com\)](https://zerofatalitiesnv.com)

Speed Management Action Plan: [Speed Management Action Plan \(SMAP\) | Nevada Department of Transportation \(nv.gov\)](https://nv.gov)

Nevada Crash Data Dashboard: [Microsoft Power BI](#)

2023 Nevada Traffic Safety Summit: [2023 Traffic Safety Summit - Zero Fatalities \(zerofatalitiesnv.com\)](https://zerofatalitiesnv.com)



DATE OF REPORT: 11/6/2023  
DATA AS OF: 10/31/2023  
TO: PUBLIC SAFETY, DIRECTOR NDOT, HIGHWAY SAFETY COORDINATOR, NDOT TRAFFIC ENGINEERING, FHWA, LAW ENFORCEMENT AGENCIES  
FROM: THE OFFICE OF TRAFFIC SAFETY, STATE FATAL DATA  
PREPARED BY: ADAM ANDERSON, FARS ANALYST  
SUBJECT: FATALITIES BY COUNTY, PERSON TYPE, DAY, MONTH, YEAR AND PERCENT CHANGE.

Month	2022 Crashes	2023 Crashes	% Change	Month	2022 Fatalis	2023 Fatalis	% Change
JAN	20	25	25.00%	JAN	31	27	-12.90%
FEB	23	15	-34.78%	FEB	24	17	-29.17%
MAR	38	26	-31.58%	MAR	40	26	-35.00%
APR	31	37	19.35%	APR	32	40	25.00%
MAY	36	30	-16.67%	MAY	38	33	-13.16%
JUN	40	32	-20.00%	JUN	40	35	-12.50%
JUL	30	32	6.67%	JUL	31	41	32.26%
AUG	30	33	10.00%	AUG	33	36	9.09%
SEP	32	32	0.00%	SEP	33	34	3.03%
OCT	40	31	-22.50%	OCT	43	36	-16.28%
NOV			0.00%	NOV			0.00%
DEC			0.00%	DEC			0.00%
Reporting Period Total	320	293	-8.44%	Reporting Period Total	345	325	-5.80%
Year End Total	383			Year End Total	416		

KNOWN FATAL COMPARISON BETWEEN 2022 AND 2023.

COUNTY	2022 Crashes	2023 Crashes	% Change	2022 Fatalities	2023 Fatalities	% Change	2022 Occupants	2023 Occupants	% Change	2022 Unrestrained	2023 Unrestrained	% Change
CARSON	7	5	-28.57%	7	6	-14.29%	4	3	-25.00%	4	0	-100.00%
CHURCHILL	11	9	-18.18%	11	11	0.00%	6	8	33.33%	3	1	-66.67%
CLARK	196	194	-1.02%	214	207	-3.27%	93	89	-4.30%	33	34	3.03%
DOUGLAS	5	2	-60.00%	5	2	-60.00%	4	2	-50.00%	2	0	-100.00%
ELKO	9	5	-44.44%	11	5	-54.55%	9	4	-55.56%	6	3	-50.00%
ESMERALDA	0	2	200.00%	0	2	200.00%	0	2	200.00%	0	0	0.00%
EUREKA	4	0	-100.00%	4	0	-100.00%	4	0	-100.00%	2	0	-100.00%
HUMBOLDT	6	3	-50.00%	8	4	-50.00%	8	3	-62.50%	1	2	100.00%
LANDER	3	1	-66.67%	5	1	-80.00%	5	1	-80.00%	4	1	-75.00%
LINCOLN	5	3	-40.00%	5	3	-40.00%	3	3	0.00%	2	1	-50.00%
LYON	7	6	-14.29%	7	7	0.00%	3	5	66.67%	2	3	50.00%
MINERAL	2	2	0.00%	2	3	50.00%	2	3	50.00%	0	0	0.00%
NYE	11	16	45.45%	12	28	133.33%	9	26	188.89%	6	4	-33.33%
PERSHING	5	1	-80.00%	5	1	-80.00%	5	1	-80.00%	2	0	-100.00%
STOREY	2	0	-100.00%	2	0	-100.00%	0	0	0.00%	0	0	0.00%
WASHOE	46	42	-8.70%	46	43	-6.52%	27	16	-40.74%	9	6	-33.33%
WHITE PINE	1	2	100.00%	1	2	100.00%	0	2	200.00%	0	1	100.00%
Reporting Period Total	320	293	-8.44%	345	325	-5.80%	182	168	-7.69%	76	56	-26.32%
Year End Total	383			416			219			86		

KNOWN COMPARISON OF FATALITIES BY PERSON TYPE BETWEEN 2022 AND 2023.

COUNTY	2022 Pedestrian	2023 Pedestrian	% Change	2022 Motorcyclist	2023 Motorcyclist	% Change	2022 Bicyclist	2023 Bicyclist	% Change	2022 Other Scooter, Moped, ATV	2023 Other Scooter, Moped, ATV	% Change
CARSON	2	2	0.00%	1	1	0.00%	0	0	0.00%	0	0	0.00%
CHURCHILL	1	1	0.00%	4	2	-50.00%	0	0	0.00%	0	0	0.00%
CLARK	55	62	12.73%	53	45	-15.09%	10	7	-30.00%	3	4	33.33%
DOUGLAS	0	0	0.00%	1	0	-100.00%	0	0	0.00%	0	0	0.00%
ELKO	0	1	100.00%	2	0	-100.00%	0	0	0.00%	0	0	0.00%
ESMERALDA	0	0	0.00%	0	0	0.00%	0	0	0.00%	0	0	0.00%
EUREKA	0	0	0.00%	0	0	0.00%	0	0	0.00%	0	0	0.00%
HUMBOLDT	0	0	0.00%	0	1	100.00%	0	0	0.00%	0	0	0.00%
LANDER	0	0	0.00%	0	0	0.00%	0	0	0.00%	0	0	0.00%
LINCOLN	0	0	0.00%	2	0	-100.00%	0	0	0.00%	0	0	0.00%
LYON	1	1	0.00%	3	1	-66.67%	0	0	0.00%	0	0	0.00%
MINERAL	0	0	0.00%	0	0	0.00%	0	0	0.00%	0	0	0.00%
NYE	0	1	100.00%	2	1	-50.00%	1	0	-100.00%	0	0	0.00%
PERSHING	0	0	0.00%	0	0	0.00%	0	0	0.00%	0	0	0.00%
STOREY	0	0	0.00%	2	0	-100.00%	0	0	0.00%	0	0	0.00%
WASHOE	9	16	77.78%	10	7	-30.00%	0	4	400.00%	0	0	0.00%
WHITE PINE	0	0	0.00%	1	0	-100.00%	0	0	0.00%	0	0	0.00%
Reporting Period Total	68	84	23.53%	81	58	-28.40%	11	11	0.00%	3	4	33.33%
Year End Total	91			86			15			5		

THIS REPORT IS A POINT IN TIME COMPARISON  
THIS DATA DOES NOT INCLUDE DATA FIELDS MARKED BY THE OFFICER AS UNKNOWN.  
2022 DATA IS PRELIMINARY AND DOES NOT NECESSARILY INCLUDE FINAL REPORTS (FORM 5, CORONER, AND/OR TOXICOLOGY).  
2023 DATA IS NOT FINAL UNTIL THE END OF DECEMBER 2024.  
NOTE: The monthly report will be distributed by the 7th of each month.

Key: Fatalities= Total number of reported fatalities (vehicle occupants, pedestrian, motorcyclist, bicyclist, and other).  
Vehicle Occupants = Driver and occupant fatalities in a motor vehicle.  
Vehicle Unrestrained = Driver and occupant fatalities in a motor vehicle unrestrained.  
Pedestrian = Any person on foot, on a personal conveyance, or in a building.  
Motorcyclist= A person riding any motor vehicle that has a seat or saddle for the use of its operator and is designed to travel on not more than three wheels in contact with the ground.  
Bicyclist= A person on an other road vehicle that can be propelled by pedaling (bicycle, tricycle, unicycle, pedalcar, electric bike).  
Other = A person on a scooter, moped, ATV, or other motorized vehicle not captured above on a roadway.

## Key Area: Vulnerable Road Users (VRU)

### Critical Emphasis Area: Pedestrians (P)




**Strategy #1:** Screen the roadway network for high-risk signalized intersections and apply effective and/or innovative countermeasures for pedestrians.

No.	Description	Action Step Leader	Completion (Est.)	Last Update	Status	Output Measure	Comment
1.1	Screen the network to identify the top high-crash pedestrian locations at signalized intersections.	<a href="#">Shara Thiesen (NDOT)</a>	Dec 2022	01/05/2023	 Completed	Top high-crash pedestrian locations at signalized intersections.	All signalized intersections have been analyzed. The list has been provided to Erin for her Action Item.
1.2	Screen the network to identify the top high-crash pedestrian locations at unsignalized intersections.	<a href="#">Shara Thiesen (NDOT)</a>	Jun 2022	01/05/2023	 Completed	Top high-crash pedestrian locations at unsignalized intersections.	All unsignalized intersections have been screened. The list has been provided to Erin for her Action Steps.
1.3	Screen the network to identify the top-high crash pedestrian locations at unsignalized midblock locations.	<a href="#">Shara Thiesen (NDOT)</a>	Jun 2022	01/05/2023	 Completed	Top high-crash pedestrian locations at unsignalized midblock locations.	The screening for mid-block crossings has been completed. The list has been provided to Erin for her Action Step.
1.4	Identify countermeasures to apply to the top high-crash pedestrian signalized intersections.	<a href="#">Erin Breen (UNLV)</a>	Dec 2023	08/09/2023	 Moderate Progress	Identify projects to improve pedestrian safety at top high-crash signalized intersections.	Task force met on 8/1/23 to discuss countermeasures and initiated discussion on prioritizing projects.
1.5	Identify countermeasures to apply to the top high-crash pedestrian unsignalized intersections.	<a href="#">Erin Breen (UNLV)</a>	Dec 2023	08/09/2023	 Moderate Progress	Identify projects to improve pedestrian safety at top high-crash unsignalized intersections.	Countermeasure meeting on 8/1/23. Discussion of how to address issues from network screening and prioritization of projects.
1.6	Identify countermeasures to apply to the top high-crash pedestrian mid-block crossing locations.	<a href="#">Erin Breen (UNLV)</a>	Dec 2023	08/09/2023	 Moderate Progress	Identify projects to improve pedestrian safety at top high-crash mid-block crossing locations.	Countermeasure meeting on 8/1/23. Discussion of how to address issues from network screening and prioritization of projects.







1.7	Conduct pedestrian safety analysis throughout the state to determine potential systemic countermeasures to apply to improve pedestrian safety.	<a href="#">Erin Breen (UNLV)</a>	Jun 2022	11/08/2021	<div><div></div></div> Moderate Progress	Systemic safety analysis and identification of proven safety countermeasures.	systemic ped safety analysis underway
-----	--	-----------------------------------	----------	------------	--	---	---------------------------------------



**Strategy #2:** Screen the roadway network for high-risk segments and apply effective and/or innovative countermeasures for pedestrians.





No.	Description	Action Step Leader	Completion (Est.)	Last Update	Status	Output Measure	Comment
2.1	Use results of the UNR pedestrian lighting study to determine if there is a correlation between lighting levels and pedestrian crashes.	<a href="#">Xu Hao (UNR)</a>	N/A	11/08/2021	 Substantial Progress	Develop recommendations to modify lighting standards and evaluate modifications to speed limits to address headlight sight distance versus stopping sight distance.	study completed.
2.2	Modify the NDOT Unsignalized Crosswalk Guidelines to support the installation of medians and pedestrian crossing islands.		Jun 2024	08/09/2023	 Moderate Progress	Updated NDOT Unsignalized Crosswalk Guidelines. Apply the NDOT guidance for pedestrian crossings at the top high-crash mid-block crossing locations.	NDOT has an upcoming project to update the Pedestrian Guidelines for Unsignalized Crossings.
2.3	Support and document roadway lane reconfigurations to support pedestrian safety throughout the state.	<a href="#">Maurilio Olivares (NDOT)</a> <a href="#">Gena Kendall (RTCSNV)</a>	Jan 2024	08/09/2023	 Substantial Progress	Education on roadway lane reconfigurations that benefit pedestrian safety. Reach out to agencies and ask them to self-report lane reconfiguration projects.	End date was updated from 1-1-1 to 1-1-2024.

**Strategy #3:** Conduct outreach and education initiatives for target audiences that focus on eliminating highrisk pedestrian behaviors. Action

No.	Description	Action Step Leader	Completion (Est.)	Last Update	Status	Output Measure	Comment
3.1	Conduct pedestrian awareness campaigns incorporating media outreach and education material on Nevada Revised Statutes (NRS) to provide to violators (drivers and pedestrians).	<a href="#">Andrew Bennett (CCOTS)</a> <a href="#">Rebecca Kapuler (NDOT)</a>	Dec 2023	08/09/2023	 Substantial Progress	Number of events, campaigns, outreach materials.	End date was updated from 6-30-2023 to 12-30-2023.
3.2	Conduct HVE events focused on pedestrian safety.	<a href="#">Carrie Krupp (DPS-OTS)</a>	Jun 2024	08/09/2023	 Substantial Progress	Number of events, number of citations (driver and pedestrian). Obtain citation data locations from pedestrian citation class.	End date was updated from 6-30-2023 to 6-30-2024.
3.3	Implement pedestrian safety zones.	<a href="#">Jason Stallcop (RPD)</a>	Jun 2024	08/09/2023	 Substantial Progress	Number of pedestrian safety zones implemented.	End date was updated from 6-30-2023 to 6-30-2024.
3.4	Expand the pedestrian citation class.	<a href="#">Erin Breen (UNLV)</a> <a href="#">Rebecca Kapuler (NDOT)</a>	Dec 2023	01/31/2023	 Not Started	Number of classes and participants. Implement pedestrian citation class in Washoe County. Pilot program with middle schools requiring them to take citation class.	On hold for new civil infractions as of 1/2023 to see how they are handled in the courts. Citations are being written.
3.5	Continue advancing Vision Zero in Northern Nevada.	<a href="#">Rebecca Kapuler (NDOT)</a>	Dec 2023	01/31/2023	 Substantial Progress	Report output from Vision Zero in Northern Nevada.	Vision Zero Truckee Meadows updated action plan in 2022 for implementation.
3.6	Start Vision Zero in Southern Nevada.	<a href="#">Lia Grimaldi (CLV)</a>	Dec 2025	08/09/2023	 Completed	Development of Vision Zero in Southern Nevada.	City of Las Vegas is implementing Vision Zero Plan.



## Critical Emphasis Area: [Motorcyclists \(MO\)](#)

**Strategy #1:** [Conduct public education programs for high-risk motorcyclist behaviors \(speeding, aggressive, reckless, and impaired riding\) and for motorists to yield to motorcycles.](#)




No.	Description	Action Step Leader	Completion (Est.)	Last Update	Status	Output Measure	Comment
1.1	Create and run motorcycle safety campaigns for motorcyclists and other motorists to watch out for motorcyclists.	<a href="#">PK Handley (MTTRS)</a> <a href="#">Justin McDonald (DPS-OTS)</a>	Dec 2023	01/31/2023	 Substantial Progress	Minimum of two motorcycle safety campaigns each year - one directed at motorcyclists and another directed at motorists.	Updating the Motorcycle Outreach Strategic Plan.
1.2	Develop a motorcycle safety topic/article to include in the SHSP quarterly newsletter.	<a href="#">Justin McDonald (DPS-OTS)</a>	Dec 2023	05/10/2023	 Substantial Progress	One topic/quarter.	On-going - quarterly newsletter to include one motorcycle article/topic. End date was updated from 6-30-2022 to 6-30-2023. End date was updated from 6-30-2023 to 12-30-2023.
1.3	Include motorcycle safety in presentations to corporate partners.	<a href="#">Justin McDonald (DPS-OTS)</a>	Jun 2024	08/09/2023	 Moderate Progress	Traffic safety presentations to include motorcycle safety message.	Conduct three presentations to major employment centers per year.
1.4	Increase outreach and partnering with dealerships and clubs in the Las Vegas area to educate riders and to gain dealership support for motorcycle safety initiatives.	<a href="#">PK Handley (MTTRS)</a> <a href="#">Matt Cambron (DPS-OTS)</a>	Dec 2023	05/10/2023	 Moderate Progress	Develop outreach program as part of strategic plan.	Coordination with Laurie Sanders, visiting bike shops to get info out about instructor/coach training/recruiting.

1.5	Develop Nevada-specific materials to educate riders about selecting a motorcycle compatible with skill level, the need for hi-visibility riding gear, proper protective gear, danger of excessive speed, etc.	Matt Cambron (DPS-OTS)	Dec 2023	01/31/2023	 Moderate Progress	Distribute through Nevada Rider booths at outreach events and at dealerships.	MSF materials provided for events like Carson Event and Red Rock Brawl.
1.6	Develop and conduct rider surveys.	Justin McDonald (DPS-OTS)	Dec 2023	01/31/2023	 Initiated	Develop online survey for use virtually and in person at outreach events.	Surveys will be part of the Motorcycle Outreach Strategic Plan.
1.7	Encourage law enforcement agencies to conduct education sessions, social media outreach and on-cycle training for the public.	Rob Honea (DPS-OTS)	Dec 2023	01/31/2023	 Not Started	Track what agencies are doing, develop plan to expand outreach and education.	Check on what Florida is doing. Law enforcement agencies put on safety training courses. Pitch a similar program to Nevada partners.
1.8	(COMBINED WITH 1.4) Outreach/partnering with motorcycle clubs.		Jun 2022	08/11/2021	 Not Started	Combined with 1.4.	N/A

**Strategy #2:** Increase the percentage of motorcyclists that are trained and licensed.

No.	Description	Action Step Leader	Completion (Est.)	Last Update	Status	Output Measure	Comment
2.1	Expand availability of mid-level and advanced motorcycle courses in Northern and Southern Nevada.	<a href="#">Matt Cambron (DPS-OTS)</a> <a href="#">Laurie Sanders (CSN)</a>	Dec 2023	08/09/2023	 Substantial Progress	Offer Circuit Rider Course with elite instructors.	Training trainers for the Advance Rider Course (ARC). Getting the word out at dealerships and events.
2.2	Conduct virtual Moto 101 Training for Teens,	<a href="#">Justin McDonald (DPS-OTS)</a>	Mar 2023	07/14/2022	 Initiated	Convert Moto 101 training curriculum to virtual platform, promote and schedule online sessions.	Goals to restart this training for teens has been pushed back, End date was updated from 12-31-2022 to 3-31-2023.

**Strategy #3:** Integrate the unique characteristics of motorcycles and rider vulnerability into motorcycle-friendly roadway design, traffic control, construction, and maintenance policies and practices.

No.	Description	Action Step Leader	Completion (Est.)	Last Update	Status	Output Measure	Comment
3.1	Implement the use of motorcycle-specific signage and/or countermeasures where unavoidable hazardous conditions exist or where data indicates higher levels of motorcycle crashes.	<a href="#">Sam Ahiamadi (NDOT)</a>	Dec 2023	05/10/2023	 Moderate Progress	Develop list of signage and countermeasures that are effective for motorcycles and develop implementation plan.	Coordinating with NDOT. End date was updated from 6-30-2022 to 12-30-2023.
3.2	Review and evaluate recommendations in the National Cooperative Highway Research Program (NCHRP) Scan Team Report Leading Practices for Motorcyclist Safety. Implement recommendations that are in alignment with NDOT policies and procedures.	<a href="#">Sam Ahiamadi (NDOT)</a>	Dec 2023	05/10/2023	 Initiated	Review Scan Team Report and develop action plan for Nevada roads.	End date was updated from 6-30-2022 to 12-30-2023.
3.3	Include DPS motorcycle safety staff on Road Safety Assessment (RSA) teams and as appropriate in the SMP process.	<a href="#">Sam Ahiamadi (NDOT)</a>	Dec 2023	08/09/2023	 Substantial Progress	Invite motorcycle safety staff to participate in all RSA field reviews.	NDOT has a project to update the RSA guidelines. Include motorcycles on multi-disciplinary team.

**Strategy #4:** Increase crash survivability through education and training.

No.	Description	Action Step Leader	Completion (Est.)	Last Update	Status	Output Measure	Comment
4.1	Increase and support bystander assistance training for motorcyclists.	<a href="#">PK Handley (MTTRS)</a> <a href="#">Justin McDonald (DPS-OTS)</a>	Jun 2023	01/31/2023	<div><div></div>Moderate Progress</div>	Develop plan for bystander training seminars in Nevada.	ASMI grant for Fiscal Year 2023,End date was updated from 12-31-2022 to 6-30-2023.
4.2	Maintain universal helmet law for motorcycle and moped riders.		Jun 2023	08/10/2022	<div><div></div>Substantial Progress</div>	Unhelmeted crash data presentation for 2023 and 2025 Legislative Sessions.	UNLV will be on-call to provide data as needed for the 2023 Legislative Session, UNLV has hired a new software person to conduct analysis of NV citation data.