

Traffic Records Coordinating Committee Meeting Agenda

Date/Time: Tuesday, June 20, 2023 | 1:30pm – 3:00pm

Dial-In/Online: 984-204-1608 | [Click here to join online](#)

Code: 142 817 690# [+1 984-204-1608,,142817690#](#)

Agenda

- 1. Welcome and Introductions**
 - Meeting Purpose **Kevin**
 - Roll Call **Kevin**
- 2. Notes from Last Quarterly Meeting** **Kevin**
- 3. Data Update**
 - Monthly Fatality Data **Mike**
 - Timmons Project Update **Matt**
- 4. Enforcement Mobile (Brazos) Working Group Update** **Kevin**
- 5. NVACTS Update**
 - Prior Meeting Summary **Mike**
- 6. 2023 TRCC Funded Studies**
 - UNLV AI Speech Recognition Narrative Interpretation for Crash Reports **Dr. Arteaga**
 - UNLV STOP **Bertille**
 - UNLV Study on Adjudication of Citations and Enforcement **Shashi**
 - UNLV Nevada Road Users Linked Database (No update this meeting)
- 7. Action Item Review Matrix** **Mike**
- 8. Open Discussion** **Kevin**
- 9. Upcoming Meetings** **Mike**
 - Nevada Advisory Committee on Traffic Safety (NVACTS) – September 14 (Safety Summit)
 - Next TRCC Meeting – Tuesday, September 12, 1:30-3:00 pm

Attachments:

- A. Monthly Fatal Crash Report
- B. Action Item Review Matrix

DATE OF REPORT: 6/5/2023
 DATA AS OF: 6/5/2023

TO: PUBLIC SAFETY, DIRECTOR NDOT, HIGHWAY SAFETY COORDINATOR, NDOT TRAFFIC ENGINEERING, FHWA, LAW ENFORCEMENT AGENCIES
 FROM: THE OFFICE OF TRAFFIC SAFETY, STATE FATAL DATA
 PREPARED BY: ADAM ANDERSON, FARS ANALYST
 SUBJECT: FATALITIES BY COUNTY, PERSON TYPE, DAY, MONTH, YEAR AND PERCENT CHANGE.

Month	2022 Crashes	2023 Crashes	% Change	Month	2022 Fataals	2023 Fataals	% Change
JAN	20	25	25.00%	JAN	31	27	-12.90%
FEB	23	15	-34.78%	FEB	24	17	-29.17%
MAR	37	26	-29.73%	MAR	39	26	-33.33%
APR	31	37	19.35%	APR	32	40	25.00%
MAY	36	26	-27.78%	MAY	38	28	-26.32%
JUN			0.00%	JUN			0.00%
JUL			0.00%	JUL			0.00%
AUG			0.00%	AUG			0.00%
SEP			0.00%	SEP			0.00%
OCT			0.00%	OCT			0.00%
NOV			0.00%	NOV			0.00%
DEC			0.00%	DEC			0.00%
Reporting Period Total	147	129	-12.24%	Reporting Period Total	164	138	-15.85%
Total				Total			

KNOWN FATAL COMPARISON BETWEEN 2022 AND 2023.

COUNTY	2022 Crashes	2023 Crashes	% Change	2022 Fatalities	2023 Fatalities	% Change	2022 Occupants	2023 Occupants	% Change	2022 Unrestrained	2023 Unrestrained	% Change
CARSON	2	4	100.00%	2	5	150.00%	2	3	50.00%	2	0	-100.00%
CHURCHILL	6	2	-66.67%	6	2	-66.67%	3	2	-33.33%	2	0	-100.00%
CLARK	92	86	-6.52%	108	89	-17.59%	48	42	-12.50%	19	17	-10.53%
DOUGLAS	5	1	-80.00%	5	1	-80.00%	4	1	-75.00%	2	0	-100.00%
ELKO	4	2	-50.00%	5	2	-60.00%	4	2	-50.00%	2	2	0.00%
ESMERALDA	0	2	200.00%	0	2	200.00%	0	2	200.00%	0	0	0.00%
EUREKA	1	0	-100.00%	1	0	-100.00%	1	0	-100.00%	0	0	0.00%
HUMBOLDT	1	2	100.00%	1	3	200.00%	1	3	200.00%	0	2	200.00%
LANDER	0	0	0.00%	0	0	0.00%	0	0	0.00%	0	0	0.00%
LINCOLN	1	2	100.00%	1	2	100.00%	1	2	100.00%	1	1	0.00%
LYON	5	2	-60.00%	5	2	-60.00%	2	1	-50.00%	1	1	0.00%
MINERAL	0	0	0.00%	0	0	0.00%	0	0	0.00%	0	0	0.00%
NYE	3	7	133.33%	3	11	266.67%	1	9	800.00%	1	1	0.00%
PERSHING	2	0	-100.00%	2	0	-100.00%	2	0	-100.00%	1	0	-100.00%
STOREY	1	0	-100.00%	1	0	-100.00%	0	0	0.00%	0	0	0.00%
WASHOE	24	18	-25.00%	24	18	-25.00%	13	7	-46.15%	3	2	-33.33%
WHITE PINE	0	1	100.00%	0	1	100.00%	0	1	100.00%	0	0	0.00%
Reporting Period Total	147	129	-12.24%	164	138	-15.85%	82	75	-8.54%	34	26	-23.53%
Total												

KNOWN COMPARISON OF FATALITIES BY PERSON TYPE BETWEEN 2022 AND 2023.

COUNTY	2022 Pedestrian	2023 Pedestrian	% Change	2022 Motorcyclist	2023 Motorcyclist	% Change	2022 Bicyclist	2023 Bicyclist	% Change	2022 Other Scooter, Moped, ATV	2023 Other Scooter, Moped, ATV	% Change
CARSON	0	2	200.00%	0	0	0.00%	0	0	0.00%	0	0	0.00%
CHURCHILL	1	0	-100.00%	2	0	-100.00%	0	0	0.00%	0	0	0.00%
CLARK	29	30	3.45%	23	14	-39.13%	6	2	-66.67%	2	1	-50.00%
DOUGLAS	0	0	0.00%	1	0	-100.00%	0	0	0.00%	0	0	0.00%
ELKO	0	0	0.00%	1	0	-100.00%	0	0	0.00%	0	0	0.00%
ESMERALDA	0	0	0.00%	0	0	0.00%	0	0	0.00%	0	0	0.00%
EUREKA	0	0	0.00%	0	0	0.00%	0	0	0.00%	0	0	0.00%
HUMBOLDT	0	0	0.00%	0	0	0.00%	0	0	0.00%	0	0	0.00%
LANDER	0	0	0.00%	0	0	0.00%	0	0	0.00%	0	0	0.00%
LINCOLN	0	0	0.00%	0	0	0.00%	0	0	0.00%	0	0	0.00%
LYON	0	1	100.00%	3	0	-100.00%	0	0	0.00%	0	0	0.00%
MINERAL	0	0	0.00%	0	0	0.00%	0	0	0.00%	0	0	0.00%
NYE	0	1	100.00%	1	1	0.00%	1	0	-100.00%	0	0	0.00%
PERSHING	0	0	0.00%	1	0	-100.00%	0	0	0.00%	0	0	0.00%
STOREY	0	0	0.00%	0	0	0.00%	0	0	0.00%	0	0	0.00%
WASHOE	3	7	133.33%	8	2	-75.00%	0	2	200.00%	0	0	0.00%
WHITE PINE	0	0	0.00%	0	0	0.00%	0	0	0.00%	0	0	0.00%
Reporting Period Total	33	41	24.24%	40	17	-57.50%	7	4	-42.86%	2	1	-50.00%
Total												

THIS REPORT IS A POINT IN TIME COMPARISON

THIS DATA DOES NOT INCLUDE DATA FIELDS MARKED BY THE OFFICER AS UNKNOWN.

2022 DATA IS PRELIMINARY AND DOES NOT NECESSARILY INCLUDE FINAL REPORTS (FORM 5, CORONER, AND/OR TOXICOLOGY).

2023 DATA IS NOT FINAL UNTIL THE END OF DECEMBER 2024.

NOTE: The monthly report will be distributed by the 7th of each month.

Key: Fatalities= Total number of reported fatalities (vehicle occupants, pedestrian, motorcyclist, bicyclist, and other).

Vehicle Occupants = Driver and occupant fatalities in a motor vehicle.

Vehicle Unrestrained = Driver and occupant fatalities in a motor vehicle unrestrained.

Pedestrian = Any person on foot, on a personal conveyance, or in a building.

Motorcyclist= A person riding any motor vehicle that has a seat or saddle for the use of its operator and is designed to travel on not more than three wheels in contact with the ground.



Bicyclist= A person on an other road vehicle that can be propelled by pedaling (bicycle, tricycle, unicycle, pedalcar, electric bike).

Other = A person on a scooter, moped, ATV, or other motorized vehicle not captured above on a roadway.

Key Area: Traffic Records Coordinating Committee (TRCC)

Critical Emphasis Area: Traffic Records Coordinating Committee (TRCC)




Strategy #1: TRCC Management, Strategic Planning, and Data Use and Integration.

No.	Description	Action Step Leader	Completion (Est.)	Last Update	Status	Output Measure	Comment
1.1	Develop a comprehensive Traffic Records Inventory by consolidating the discrete systems documentation maintained by custodial agencies into a coherent whole to improve accessibility and analysis for all stakeholders and to help encourage interactions between data analysts, data users, and those whose jobs are tangential to traffic safety.	Mike Colety (Kimley-Horn)	Dec 2025	03/07/2023	 Substantial Progress	Completion of a comprehensive Traffic Records Inventory database.	Working with individual data component owners to document current data status and processes for sharing.
1.2	Leverage its collaborative efforts to ensure that all components of the traffic records data system (TRS) are supported by formal data quality management programs.	Mike Colety (Kimley-Horn)	Jun 2022	03/07/2023	 Moderate Progress	Formal quality data management programs in place for TRS components.	Working with data component owners to document their existing data quality processes.







Strategy #2: Crash.

No.	Description	Action Step Leader	Completion (Est.)	Last Update	Status	Output Measure	Comment
2.1	Formalize the process to incorporate changes into the crash data dictionary and corresponding documents.	Kevin Tice (DPS-OTS)	Dec 2022	03/02/2023	 Completed	Formal process for updating the data dictionary.	The Crash Data Dictionary will address changes, when they are proposed and/or occur at TRCC. TRCC minutes will record changes when they occur.
2.2	Improve the consistency and reliability of delivery of the crash files from law enforcement to the State to minimize processing effort, reduce the time between crash and data availability, and reduce opportunities for data quality corruption.	Matthew Williams (NDOT) Kevin Tice (DPS-OTS)	Jun 2023	11/15/2022	 Substantial Progress	Consistent delivery of crash data files.	Some issues with K and A crashes being uploaded in a timely manner were noted. Still tracking for completion by the end of the year. Locations still from August 2021 but should be updated soon for November 2022.
2.3	Implement more timely uploads to NCATS to give users closer to real-time data with which to make critical programmatic and infrastructure enhancements.	Matthew Williams (NDOT) Kevin Tice (DPS-OTS)	Jun 2023	11/15/2022	 Substantial Progress	Scheduled NCATS uploads.	Some issues were noted with uploading K and A crashes in a timely manner. Will be using geolocation data from Enforcement Mobile which will make the availability of crash data more timely.
2.4	Enhance procedures for managing errors and incomplete data and formalize efforts to ensure that data from reports with validation errors are fixed and entered into the repository. This should include formal changes to the data dictionary as necessary.	Matthew Williams (NDOT) Kevin Tice (DPS-OTS)	Jun 2023	08/24/2022	 Moderate Progress	Improved process for addressing data errors.	End date was updated from 6-30-2022 to 6-30-2023. Additional time is needed.
2.5	Implement a report for officers related to timeliness, accuracy, and completeness feedback. This can be useful for training, updates to manuals, and form revisions. Allow feedback from users to collectors to further enhance data quality.	Matthew Williams (NDOT) Kevin Tice (DPS-OTS)	Jun 2023	09/12/2022	 Initiated	Standard report for officers that summarizes date submitted, accuracy of the data and completeness of the submittal.	Initial efforts have been made to share issues with law enforcement crash data collection.


Strategy #3: Vehicle/Driver.

No.	Description	Action Step Leader	Completion (Est.)	Last Update	Status	Output Measure	Comment
3.1	Increase active representation on TRCC and providing vehicle data system quality management reports, which could potentially result in obtaining priority consideration for federal traffic records grant funding to enhance the vehicle data system.	Kevin Tice (DPS-OTS)	Jun 2023	03/02/2023	 Moderate Progress	Representative on TRCC roster for Vehicle Data. Regular reporting on vehicle system quality management.	TRCC involvement an engagement has increased. TR Project Managers regularly participate and present updates on ongoing projects. NV DMV now attends TRCC,.
3.2	Attain the driver and vehicles system data from the DMV and link to the crash system NCATS.	Kevin Tice (DPS-OTS)	Jun 2023	08/24/2022	 Initiated	Vehicle and driver data linked from DMV to NCATS.	End date was updated from 6-30-2022 to 6-30-2023. Additional time is needed to complete this item.
3.2	Obtain the required authorizations or attain a non-proprietary version of the driver system documents and narratives to assist with future assessments and system evaluations.	Kevin Tice (DPS-OTS)	Jun 2023	08/24/2022	 Initiated	Obtained driver system documents and narratives.	End date was updated from 6-30-2022 to 6-30-2023. Additional time needed to complete this item.




Strategy #4: Roadway.

No.	Description	Action Step Leader	Completion (Est.)	Last Update	Status	Output Measure	Comment
4.1	Coordinate with all the entities using and providing roadway data, including entities in the TRCC / NECTS.	Mike Colety (Kimley-Horn)	Dec 2025	03/07/2023	 Moderate Progress	Regular coordination with agencies.	Coordination will take place to gather what existing roadway data is available to share.
4.2	Set access standards for all State users.	CaseySmith (NDOT)	Jun 2022	03/02/2023	 Substantial Progress	Set of standards implemented.	To broad of a definition, as it is a moving target depending on level of assimilation.
4.3	Use roadway database information already available (e.g., for timeliness calculations).	Kevin Tice (DPS-OTS)	Dec 2025	03/02/2023	 Moderate Progress	Regular usage of information available in the roadway database.	The roadway database is accessed when necessary to supplement other data.
4.4	Organizing the roadway history for archiving in conjunction with the vendor.	CaseySmith (NDOT)	Dec 2025	03/02/2023	 Completed	Archival system in place for the roadway database.	Completed, archival process in place.
4.5	Develop a database or enterprise system that combines roadway and traffic crash data elements.	CaseySmith (NDOT)	Dec 2025	12/07/2022	 Substantial Progress	Completed database with combined roadway and traffic crash data elements.	KH to create a summary of using existing crash data and roadway in GIS for safety analysis. Consider adding a new website to support GIS safety analysis.
4.5	Develop a formal quality control program.	CaseySmith (NDOT)	Dec 2022	12/07/2022	 Moderate Progress	Quality control procedures in place for traffic crash records.	Casey provided HPMS manual that includes the quality control progress. Validation scores are not currently available. HPMS 9.0 has a deadline of June 2023 and then validation scoring will be available. Hopefully sooner.

Strategy #5: Citation/Adjudication.

No.	Description	Action Step Leader	Completion (Est.)	Last Update	Status	Output Measure	Comment
5.1	Explore the development of a complete set of performance measures related to the quality of citation systems data	Kevin Tice (DPS-OTS)	Dec 2025	03/02/2023	 Initiated	Summary of research on performance measures and best practices for citation systems' data quality.	UNLV manages an ongoing project to identify best practices for uniformly obtaining traffic citation adjudication data.

Strategy #6: EMS/Injury Surveillance.

No.	Description	Action Step Leader	Completion (Est.)	Last Update	Status	Output Measure	Comment
6.1	Share information and data management reports with TRCC on a regular basis.	Kevin Tice (DPS-OTS)	Jun 2022	12/07/2022	 Moderate Progress	Add agenda item to TRCC quarterly meetings to provide summary of the data management reports.	Updates are now being provided by UNLV SOM on data analysis.
6.2	Build on the success of the integration of the State crash file and the statewide Nevada trauma registry data and integrate all components of the injury surveillance system.	Kevin Tice (DPS-OTS)	Dec 2025	12/07/2022	 Moderate Progress	Full integration of all data components.	Changed to another database manager. New database manager, Bill Porter, is new to the team and is very experienced in database management. Will be loaded on a faster server. Bill will be leading data cleaning and a data tool for access. Will work on data governance plan for sharing with other researchers.
6.3	Develop the core injury surveillance data into an important resource to define, evaluate, and support highway safety programs and projects through enhanced coordination with the State's health agencies.	Kevin Tice (DPS-OTS)	Dec 2025	12/07/2022	 Moderate Progress	Increased coordination with state health agencies. Injury surveillance data utilized as a performance measure to support data-driven traffic safety programs and projects.	Improved coordination with NEMSIS. Laura received one preliminary training session but did want additional training and needs feedback. Currently get trauma directly from hospitals. Pete has state department of health grant with some related efforts. Laura to provide documentation of data sources and needs.