

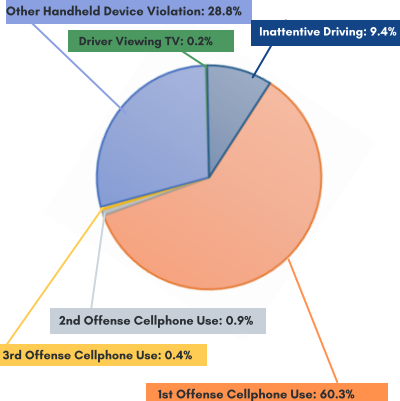
PUT DOWN THE PHONE!

DISTRACTED DRIVING CITATIONS* IN NEVADA (2018-2021)

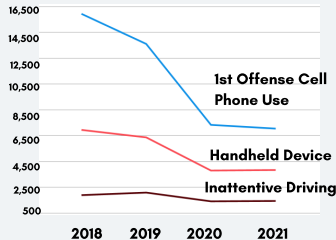
*Citation data is non-adjudicated.

5% (N=72,797) of all traffic citations were for distracted driving violations

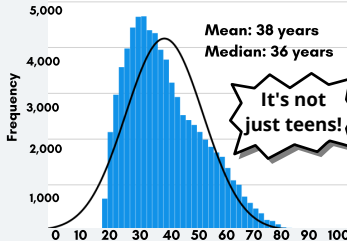
Distracted Driving Citation Type



Top 3 Distracted Driving Trends 2018-2021



Distracted Driving Violator Age



Distracted Driving Violator Demographics

- Male (55.3%)
- White (59.3%)
- Cited in Clark County (67.8%)
- Nevada Resident (83.8%)

Distracted Driving Violation Information

- Weekdays (85.0%)
- Between 8AM-4PM (62.7%)
- Event resulted in a crash (7.2%)
- Medium or Moderate Traffic (55.4%)

In 2019, there were **3,142 people killed** and **424,000 injured** from distracted driving.

Source: the National Highway Traffic Safety Administration



Contact Us

KIRK KERKORIAN
SCHOOL OF MEDICINE | UNLV
Department of Surgery

Dr. Deborah Kuhls, FACS, FCCM
Principal Investigator

Dr. Paul Chestovich, FACS
Co-Investigator

Laura K. Gryder, MA
Project Director

Emily Strickler, MPH
Research Assistant

Ana Reyes, MS
Spanish Translator

Emily Carter and Merika Charupoom
Student Researchers

Brett V. Burnes, MPA
Database Architect

Telephone: 702-671-2270
1701 W. Charleston Blvd., Suite 160
Las Vegas, NV 89102



Nevada's Traffic Research and Education Newsletter

**Citation data used in this infographic
were provided by
Nevada Law Enforcement Agencies
and compiled by:**



Nevada Department of
Public Safety
Office of Traffic Safety



Funding for this project comes from
the Nevada Department of Public
Safety - Office of Traffic Safety.
Grant #TS-2022-UNLV-00072



Scan the QR code below to let
us know what you think and
what you would like to see in
our next TREND newsletter and
infographic!



Infographic
Volume 5, Issue 2
March 2022

Partner to TREND Newsletter 11.2
Created 03/28/2022

