



SPEEDING CRASHES

33.1% of Nevada's total fatalities.

A speeding crash is a crash in which the responding officer deemed the crash to be related to the vehicle speeding. The FARS data uses the attribute "speeding-related (SPEEDREL)" in the vehicle file to indicate if a crash was speeding-related. For this analysis, five attribute codes were used: "yes," "yes, racing," "yes, exceeded speed limit," "yes, too fast for conditions," and "yes, specifics unknown." If a crash reported any of the attribute codes, the crash was deemed a fatal speeding crash.

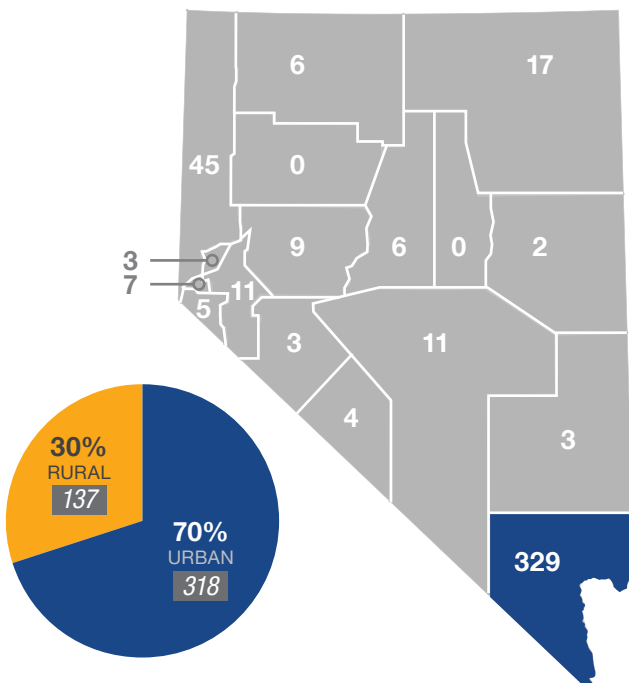
What?

From 2014 to 2018, there was a slight decline in the number of fatal speeding crashes. A total of **525 fatalities and 461 fatal speeding crashes** occurred on Nevada roadways.

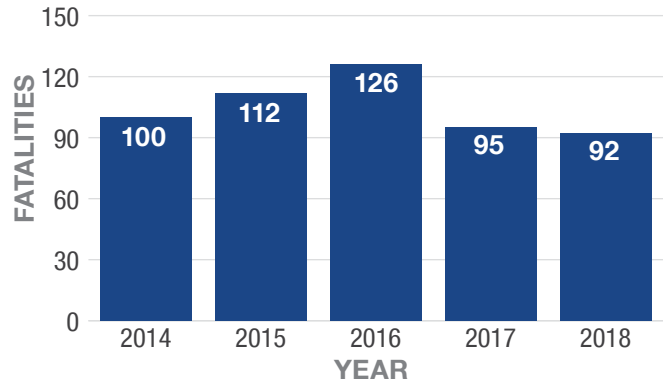
Where?

Between 2014 and 2018, 70% of fatal speeding crashes occurred on urban roadways. Clark County reported the highest number of fatal speeding crashes in Nevada.

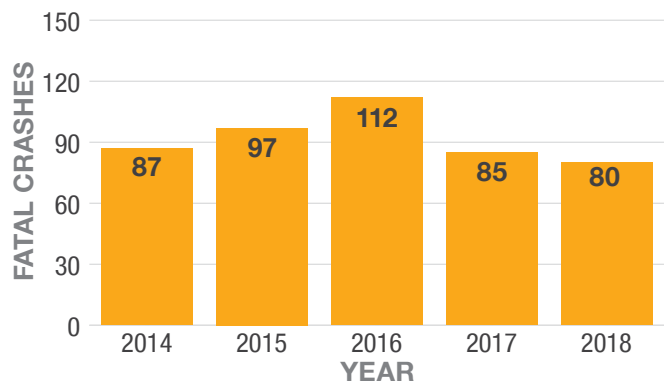
Location of Fatal Speeding Crashes*



Speeding Fatalities



Speeding Fatal Crashes



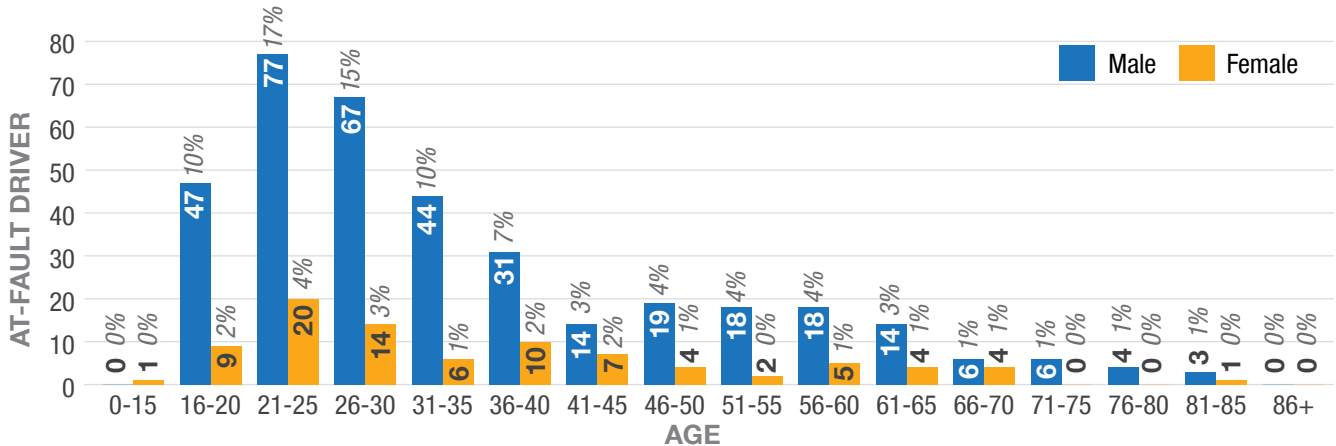
*Does not include values that are unknown or missing



Who?

Male drivers ages 21 to 25 years old comprise the greatest number of at-fault drivers in fatal speeding crashes from 2014 to 2018.

Age/Gender Breakdown of At-Fault Drivers in Fatal Speeding Crashes*

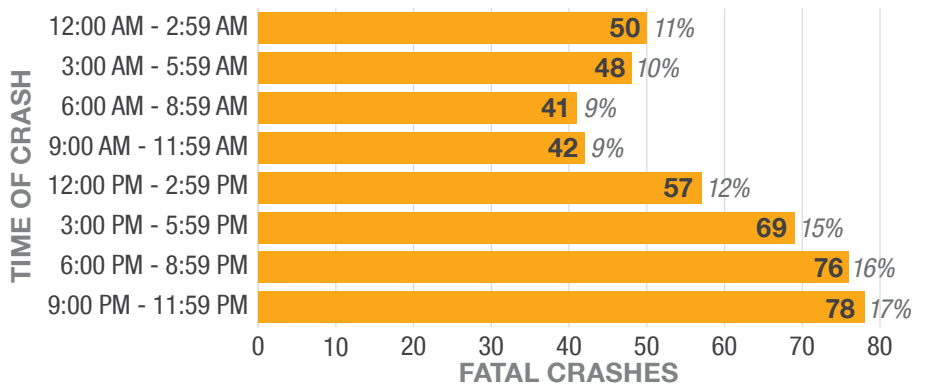


When?

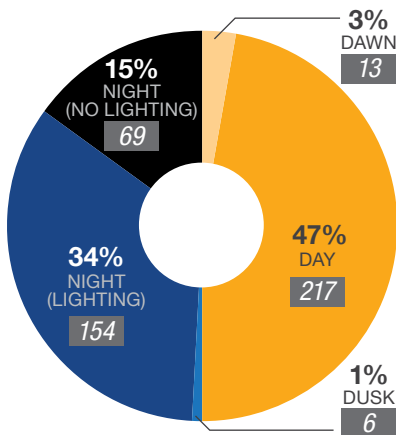
The hours of 6:00 PM and 11:59 PM had the greatest number of fatal speeding crashes. Nearly half of fatal speeding crashes took place at night in areas with and without street lighting.

Over 50% of fatal speeding crashes occurred from Friday to Sunday. Fatal crashes occurred most frequently during the months of March and September, totaling 20% of all fatal speeding crashes.

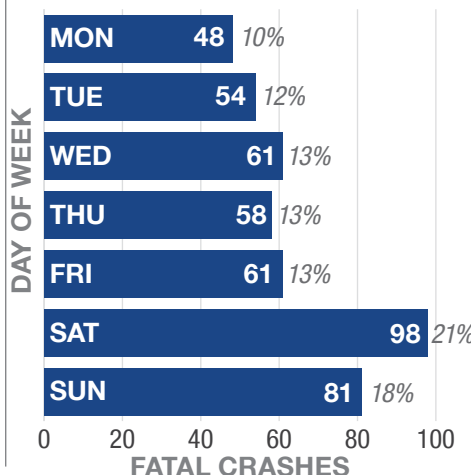
Fatal Speeding Crashes by Time of Day



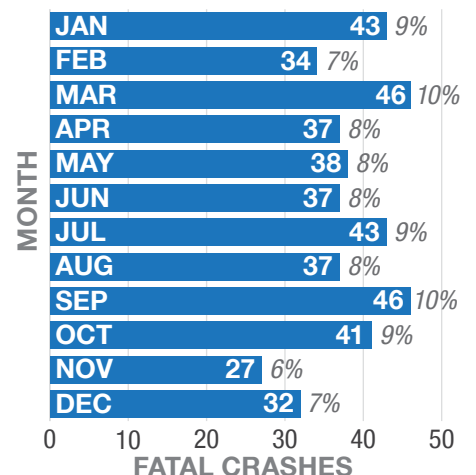
Lighting at Time of Fatal Speeding Crash*



Fatal Speeding Crashes by Day of Week



Fatal Speeding Crashes by Month of Year

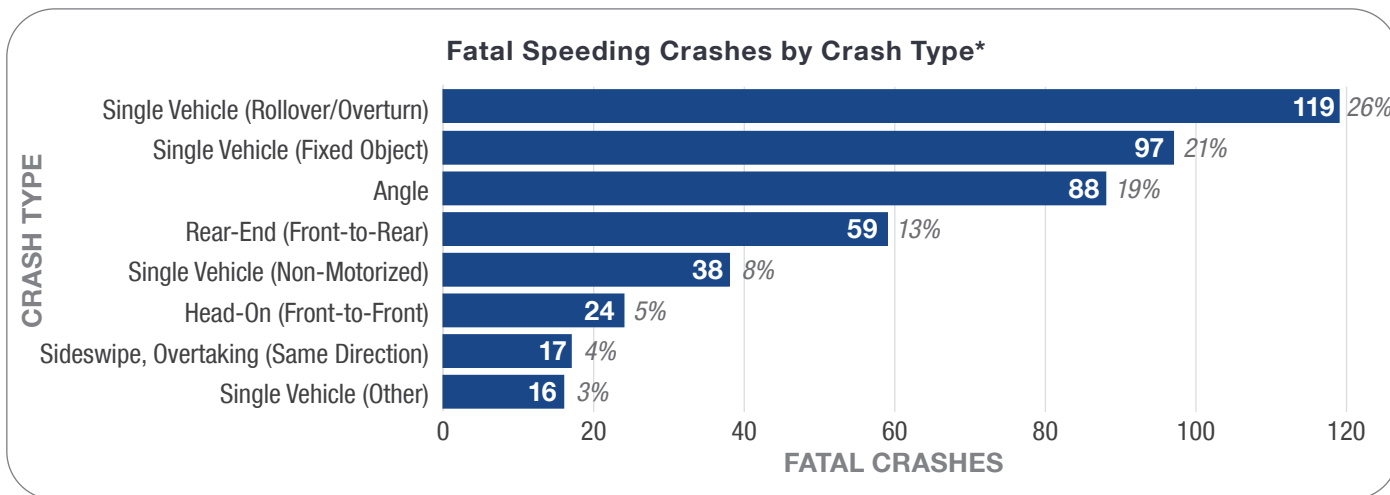


*Does not include values that are unknown or missing



Why?

From 2014 to 2018, fatal speeding crashes most frequently involved a motor vehicle rolling over or hitting a fixed object.



*Does not include values that are unknown or missing or data categories with low representation

